EAST COAST

Electrical Supplies · The Tradesman's Choice

TRADE PRODUCT CATALOGUE

Lugs, terminals, heatshrink, cable ties, glands, switchboard parts, tape and tools

Edition 1

01 Cable Ties and Accessories
02 Crimp Lugs & Links
03 Terminals & Ferrules
04 Glands & Cable Entry
05 Heatshrink
06 Wiring Accessories
07 Switchboard Building
08 Tape
09 Crimping & Cutting Tools

(02) 9723 9101 sales@eastcoastelectrical.com.au www.eastcoastelectrical.com.au

Contents

602 product codes across 61 ranges. Every size has its own product code: quote the code when you order or ask for a quote. No prices are printed in this catalogue: call (02) 9723 9101, email sales@eastcoastelectrical.com.au or send a quote request at www.eastcoastelectrical.com.au/quote for trade pricing.

01 Cable Ties and Accessories 3

- Nylon Cable Ties 4
- Nylon ties, light duty 4
- Nylon ties, standard duty 5
- Nylon ties, heavy duty 6
- Air-condition Duct Ties 7
- 316 Stainless Steel Cable Ties 7
- Cable Tie Accessories 8
- Adhesive tie mounts 8
- Screw-fix tie mounts 9
- Push-in panel plugs 10
- Hook-and-loop strapping 10

02 Crimp Lugs & Links 11

- Bellmouth Copper Crimp Lugs 12
- Copper Crimp Links 14
- Narrow Palm Circuit Breaker Lugs 15
- Long Palm, Long Barrel Lugs 16
- Bi-metal (Al-Cu) Lugs 16
- Line Taps 17

03 Terminals & Ferrules 18

- Bootlace Ferrules 19
- Insulated Bootlace Ferrules 19
- Twin-entry Bootlace Ferrules 20
- Uninsulated Bootlace Ferrules 21
- Ring Terminals 22
- Spade Terminals 23
- Blade & Pin Terminals 24
- Butt Joiners 25
- Push-on Connectors & Piggy-backs 25
- Bullet Connectors 26
- Closed End Connectors 26

04 Glands & Cable Entry 27

- Nylon glands 28
- Metal glands, standard 28
- Metal glands, premium 29
- Snap bushings 29
- Hole plugs 30
- Conduit bushes 30
- Edge grommet strip (moveable bushing) 30

05 Heatshrink 31

- Thin Wall Heatshrink, 1.2 m Lengths 32
- Thin Wall Heatshrink Reels 34
- Adhesive-lined dual wall 36
- Adhesive-lined medium wall 37
- Adhesive-lined end caps 37

Bus bar heatshrink chart for switchboard builders: page 54

06 Wiring Accessories 38

- Surface Sockets & Plug Bases 39
- Screw Connectors 39
- Junction Boxes 39
- Terminal Strips 39
- Spiral Wrap 40
- Girder Clips 40
- Mounting Brackets 40

07 Switchboard Building 41

- Earth & Neutral Bars 42
- Insulated Mounting Feet 42
- Active & Neutral Links 42
- Stand-off Insulators 43
- DIN Rail 43

08 Tape 44

- PVC insulation tape 45
- Self-amalgamating tape 45
- Warning & barrier tape 46
- Duct tape 46
- Double-sided tape 46

09 Crimping & Cutting Tools 47

- Ratchet crimpers for terminals & ferrules 48
- Lug crimpers 48
- Cable cutters 48
- Conduit cutters 49
- Cable tie guns & spares 49
- Wire strippers 49
- Bending springs 49

Code index (A–Z) 50

Bus bar heatshrink selection chart 54

Lug, heatshrink & gland selection guide 55

Contact us Back cover

01

Cable Ties and Accessories

Low Smoke Halogen Free nylon 6/6 (Ascend Vydyne) cable ties, air-condition duct ties, tie mounts and panel plugs, plus 316 stainless steel cable ties and hook-and-loop strapping.



Nylon Cable Ties	16 codes	4
Nylon ties, light duty	4 codes	4
Nylon ties, standard duty	8 codes	5
Nylon ties, heavy duty	4 codes	6
Air-condition Duct Ties	3 codes	7
316 Stainless Steel Cable Ties	8 codes	7
Cable Tie Accessories	11 codes	8
Adhesive tie mounts	4 codes	8
Screw-fix tie mounts	4 codes	9
Push-in panel plugs	2 codes	10
Hook-and-loop strapping	1 code	10



CABLE TIES AND ACCESSORIES · NYLON CABLE TIES

Nylon ties, light duty

4 codes · Packs of 100

LOW SMOKE HALOGEN FREE

Material	Nylon 6/6 (Ascend Vydyne)

Typical resin properties

Resin grade: Ascend Vydyne 21SPF

Yield stress	89 MPa dry / 60 MPa conditioned (ISO 527)
Yield strain (elongation)	4.8 % dry / 20 % conditioned (ISO 527)
Melting temperature	260 °C, 10 °C/min (ISO 11357-1/-3)
Flammability rating	V-2 at 1.5 mm and 0.4 mm (IEC 60695-11-10)
Water absorption	1.2 % (similar to ISO 62)
Density	1140 kg/m³ (ISO 1183)

CODE	DESCRIPTION	COLOUR	MIN TENSILE STRENGTH	MAX BUNDLE DIAMETER	PACK	PACKS PER CARTON
CT100	100 Light Duty Natural Nylon Ties 100mm x 2.5mm, Low Smoke Halogen Free	Natural	80N (8KGS)	25mm	Pack of 100	550
CT100W	100 Light Duty UV Black Nylon Ties 100mm x 2.5mm, Low Smoke Halogen Free	UV black (UV-stabilised black)	80N (8KGS)	25mm	Pack of 100	550
CT150	100 Light Duty Natural Nylon Ties 150mm x 3.6mm, Low Smoke Halogen Free	Natural	195N (20KGS)	35mm	Pack of 100	250
CT150W	100 Light Duty UV Black Nylon Ties 150mm x 3.6mm, Low Smoke Halogen Free	UV black (UV-stabilised black)	195N (20KGS)	35mm	Pack of 100	250



CABLE TIES AND ACCESSORIES · NYLON CABLE TIES

Nylon ties, standard duty

8 codes · Packs of 100

LOW SMOKE HALOGEN FREE

Material	Nylon 6/6 (Ascend Vydyne)
Min tensile strength	280N (28KGS)

Typical resin properties

Resin grade: Ascend Vydyne 21SPF

Yield stress	89 MPa dry / 60 MPa conditioned (ISO 527)
Yield strain (elongation)	4.8 % dry / 20 % conditioned (ISO 527)
Melting temperature	260 °C, 10 °C/min (ISO 11357-1/-3)
Flammability rating	V-2 at 1.5 mm and 0.4 mm (IEC 60695-11-10)
Water absorption	1.2 % (similar to ISO 62)
Density	1140 kg/m^3 (ISO 1183)

CODE	DESCRIPTION	COLOUR	MAX BUNDLE DIAMETER	PACK	PACKS PER CARTON
CT200	100 Standard Natural Nylon Ties 203mm x 4.8mm, Low Smoke Halogen Free	Natural	51mm	Pack of 100	150
CT200W	100 Standard UV Black Nylon Ties 203mm x 4.8mm, Low Smoke Halogen Free	UV black (UV-stabilised black)	51mm	Pack of 100	150
CT310	100 Standard Natural Nylon Ties 310mm x 4.8mm, Low Smoke Halogen Free	Natural	76mm	Pack of 100	100
CT310W	100 Standard UV Black Nylon Ties 310mm x 4.8mm, Low Smoke Halogen Free	UV black (UV-stabilised black)	76mm	Pack of 100	100
CT370	100 Standard Natural Nylon Ties 368mm x 4.8mm, Low Smoke Halogen Free	Natural	102mm	Pack of 100	90
CT370W	100 Standard UV Black Nylon Ties 368mm x 4.8mm, Low Smoke Halogen Free	UV black (UV-stabilised black)	102mm	Pack of 100	90
CT432	100 Standard Natural Nylon Ties 432mm x 4.8mm, Low Smoke Halogen Free	Natural	119mm	Pack of 100	90
CT432W	100 Standard UV Black Nylon Ties 432mm x 4.8mm, Low Smoke Halogen Free	UV black (UV-stabilised black)	119mm	Pack of 100	90



CABLE TIES AND ACCESSORIES · NYLON CABLE TIES

Nylon ties, heavy duty

4 codes · Packs of 100

LOW SMOKE HALOGEN FREE

Material	Nylon 6/6 (Ascend Vydyne)
Colour	UV black (UV-stabilised black)

Typical resin properties

Resin grade: Ascend Vydyne 21SPF

Yield stress	89 MPa dry / 60 MPa conditioned (ISO 527)
Yield strain (elongation)	4.8 % dry / 20 % conditioned (ISO 527)
Melting temperature	260 °C, 10 °C/min (ISO 11357-1/-3)
Flammability rating	V-2 at 1.5 mm and 0.4 mm (IEC 60695-11-10)
Water absorption	1.2 % (similar to ISO 62)
Density	1140 kg/m³ (ISO 1183)

CODE	DESCRIPTION	MIN TENSILE STRENGTH	MAX BUNDLE DIAMETER	PACK	PACKS PER CARTON
CT300W	100 HD UV Black Nylon Ties 300mm x 7.6mm, Low Smoke Halogen Free	–	–	Pack of 100	50
CT380W	100 HD UV Black Nylon Ties 380mm x 7.6mm, Low Smoke Halogen Free	540N (55KGS)	102mm	Pack of 100	50
CT550W	100 HD UV Black Nylon Ties 550mm x 9mm, Low Smoke Halogen Free	785N (80KGS)	160mm	Pack of 100	20
BOWLK5W	Cable Ties Lashing UV Black 590mm x 13mm, Low Smoke Halogen Free	–	–	Pack of 100	15



CABLE TIES AND ACCESSORIES

Air-condition Duct Ties

3 codes · Packs of 50 or 25

LOW SMOKE HALOGEN FREE

Material	Nylon 6/6 (Ascend Vydyne)
Colour	Natural
Min tensile strength	785N (80KGS)

Typical resin properties

Resin grade: Ascend Vydyne 21SPF

Yield stress	89 MPa dry / 60 MPa conditioned (ISO 527)
Yield strain (elongation)	4.8 % dry / 20 % conditioned (ISO 527)
Melting temperature	260 °C, 10 °C/min (ISO 11357-1/-3)
Flammability rating	V-2 at 1.5 mm and 0.4 mm (IEC 60695-11-10)
Water absorption	1.2 % (similar to ISO 62)
Density	1140 kg/m^3 (ISO 1183)

CODE	DESCRIPTION	MAX BUNDLE DIAMETER	SUITS DUCTING	PACK	PACKS PER CARTON
CT920	Cable Ties Natural 920x9.0mm, Low Smoke Halogen Free	275mm	Up to 250mm (10 inch) diameter	Pack of 50	24
CT1220	Cable Ties 1220mm x 9.0mm, Low Smoke Halogen Free	375mm	Up to 350mm (14 inch) diameter	Pack of 50	20
CT1550	Cable Ties 1550mm x 9.0mm, Low Smoke Halogen Free	475mm	Up to 450mm (18 inch) diameter	Pack of 25	20



CABLE TIES AND ACCESSORIES

316 Stainless Steel Cable Ties

8 codes · Packs of 100

Specifications

Material	316 stainless steel
Temperature range	–60 to 300 °C operating
Flammability	Non-burning
Use	Fast locking, for indoor and outdoor use in humid, hot, cold and chemical environments

CODE	DESCRIPTION	MIN TENSILE STRENGTH	MAX BUNDLE DIAMETER	PACK
SSCT200316	Standard Duty 316 Stainless Steel Ties 200mm x 4.6mm	450N (45KGS)	51mm	Pack of 100
SSCT300316	Standard Duty 316 Stainless Steel Ties 300mm x 4.6mm	450N (45KGS)	80mm	Pack of 100
SSCT360316	Standard Duty 316 Stainless Steel Ties 360mm x 4.6mm	450N (45KGS)	102mm	Pack of 100
SSCT520316	Standard Duty 316 Stainless Steel Ties 520mm x 4.6mm	450N (45KGS)	152mm	Pack of 100
SSCT200HD316	Heavy Duty 316 Stainless Steel Ties 200mm x 7.9mm	1112N (114KGS)	51mm	Pack of 100
SSCT300HD316	Heavy Duty 316 Stainless Steel Ties 300mm x 7.9mm	1112N (114KGS)	80mm	Pack of 100
SSCT360HD316	Heavy Duty 316 Stainless Steel Ties 360mm x 7.9mm	1112N (114KGS)	102mm	Pack of 100
SSCT520HD316	Heavy Duty 316 Stainless Steel Ties 520mm x 7.9mm	1112N (114KGS)	152mm	Pack of 100



CABLE TIES AND ACCESSORIES · CABLE TIE ACCESSORIES

Adhesive tie mounts

4 codes · Packs of 100

LOW SMOKE HALOGEN FREE

Material	Nylon 6/6 (Ascend Vydyne)

Typical resin properties

Resin grade: Ascend Vydyne 21SPF

Yield stress	89 MPa dry / 60 MPa conditioned (ISO 527)
Yield strain (elongation)	4.8 % dry / 20 % conditioned (ISO 527)
Melting temperature	260 °C, 10 °C/min (ISO 11357-1/-3)
Flammability rating	V-2 at 1.5 mm and 0.4 mm (IEC 60695-11-10)
Water absorption	1.2 % (similar to ISO 62)
Density	1140 kg/m³ (ISO 1183)

Specifications

Temperature range	–40 to 85 °C operating
Backing	Foam adhesive pad with peel-off liner
Fitting	Peel off the liner and press onto a clean, smooth, grease-free surface, then fit the cable ties
Compliance	RoHS

CODE	DESCRIPTION	COLOUR	BASE SIZE	MAX TIE WIDTH	PACK
AMB19	Natural Adhesive Mount Tie Bases 19mm x 19mm, 4.7mm max tie width, Low Smoke Halogen Free	Natural	19mm x 19mm	4.7mm	Pack of 100
AMB19B	UV Black Adhesive Mount Tie Bases 19mm x 19mm, 4.7mm max tie width, Low Smoke Halogen Free	UV black (UV-stabilised black)	19mm x 19mm	4.7mm	Pack of 100
AMB25	Natural Adhesive Mount Tie Bases 28mm x 28mm, 5.0mm max tie width, Low Smoke Halogen Free	Natural	28mm x 28mm	5.0mm	Pack of 100
AMB25B	UV Black Adhesive Mount Tie Bases 28mm x 28mm, 5.0mm max tie width, Low Smoke Halogen Free	UV black (UV-stabilised black)	28mm x 28mm	5.0mm	Pack of 100



CABLE TIES AND ACCESSORIES · CABLE TIE ACCESSORIES

Screw-fix tie mounts

4 codes · Packs of 100

LOW SMOKE HALOGEN FREE

Material	Nylon 6/6 (Ascend Vydyne)

Typical resin properties

Resin grade: Ascend Vydyne 21SPF

Yield stress	89 MPa dry / 60 MPa conditioned (ISO 527)
Yield strain (elongation)	4.8 % dry / 20 % conditioned (ISO 527)
Melting temperature	260 °C, 10 °C/min (ISO 11357-1/-3)
Flammability rating	V-2 at 1.5 mm and 0.4 mm (IEC 60695-11-10)
Water absorption	1.2 % (similar to ISO 62)
Density	1140 kg/m³ (ISO 1183)

Specifications

Temperature range	−40 to 85 °C operating	**Compliance**	RoHS
Fitting	Fix with a screw, then secure the bundle with cable ties		

CODE	DESCRIPTION	PACK
SMB	Natural Screw Mount Tie Bases 6mm hole, 23mm x 16mm, max tie width 9mm, Low Smoke Halogen Free	Pack of 100
SMBB	UV Black Screw Mount Tie Bases 6mm Hole 23mm x 16mm, max tie width 9mm, Low Smoke Halogen Free Colour: UV black (UV-stabilised black)	Pack of 100
SMBBL	Large UV Black Screw Mount Tie Bases 5mm hole, 29.7mm x 15mm, max tie width 9mm, Low Smoke Halogen Free Colour: UV black (UV-stabilised black)	Pack of 100
SMBL	Large Natural Screw Mount Tie Bases 5mm hole, 29.7mm x 15mm, max tie width 9mm, Low Smoke Halogen Free	Pack of 100



CABLE TIES AND ACCESSORIES · CABLE TIE ACCESSORIES

Push-in panel plugs

2 codes · Packs of 100

LOW SMOKE HALOGEN FREE

Material	Nylon 6/6 (Ascend Vydyne)
Colour	UV black (UV-stabilised black)

Typical resin properties

Resin grade: Ascend Vydyne 21SPF

Yield stress	89 MPa dry / 60 MPa conditioned (ISO 527)
Yield strain (elongation)	4.8 % dry / 20 % conditioned (ISO 527)
Melting temperature	260 °C, 10 °C/min (ISO 11357-1/-3)
Flammability rating	V-2 at 1.5 mm and 0.4 mm (IEC 60695-11-10)
Water absorption	1.2 % (similar to ISO 62)
Density	1140 kg/m³ (ISO 1183)

Specifications

Temperature range	–40 to 85 °C operating	**Compliance**	RoHS
Fitting	Push into a drilled panel hole, then secure the bundle with cable ties		

CODE	DESCRIPTION	PACK
CTP6	UV Black Christmas Tree Plugs 36mm x 6mm max tie width 6.0mm, Low Smoke Halogen Free	Pack of 100
CTP9	UV Black Christmas Tree Plugs 36mm x 9mm Max tie width 9mm, Low Smoke Halogen Free	Pack of 100



CABLE TIES AND ACCESSORIES · CABLE TIE ACCESSORIES

Hook-and-loop strapping

1 code · Reels

CODE	DESCRIPTION	PACK
VR12	Black Velcro Hook&Loop Strapping 12mmx10 m	Reel

02

Crimp Lugs & Links

Copper and bi-metal crimp lugs, copper crimp links and line taps, with a separate product code for every cable and stud size.

Matching lugs, heatshrink and glands: see the selection guide on page 55.



Bellmouth Copper Crimp Lugs	58 codes	12
Copper Crimp Links	19 codes	14
Narrow Palm Circuit Breaker Lugs	16 codes	15
Long Palm, Long Barrel Lugs	13 codes	16
Bi-metal (Al-Cu) Lugs	14 codes	16
Line Taps	5 codes	17



CRIMP LUGS & LINKS

Bellmouth Copper Crimp Lugs

58 codes · 1.5 mm² to 630 mm² cable · stud sizes M4 to M16 · Packs of 100, 25 or 10; some codes sold individually

AS/NZS 4325.1

- On 6 mm² and larger, a flared (bellmouth) entry guides fine stranded and flexible cable into the barrel. Suitable for all cable types.
- Tin plated copper
- Packs of 100, 25 or 10 for smaller sizes; sold individually from 120 mm²

Material	Copper 99.95%, $O_2 \leq 30$ ppm, annealed
Mechanical	200 MPa tensile · 40% elongation
Finish / plating	Tin plated, 99.9% pure tin, 5–10 µm thick
Electrical	99.7% IACS · 1.738 µΩ·cm
Operating temperature	–55 °C to +155 °C
Bellmouth entry	On 6 mm² and larger (the 1.5, 2.5 and 4 mm² sizes are not bellmouth)

SIZE CHART · FIND YOUR SIZE, READ OFF THE CODE

Bellmouth entry on 6 mm² and larger. The 1.5, 2.5 and 4 mm² sizes are not bellmouth.

Cable (mm²) Stud size →	M4	M5	M6	M8	M10	M12	M16
1.5 mm²	CL1.5-4	CL1.5-5	CL1.5-6	CL1.5-8	–	–	–
2.5 mm²	CL2.5-4	CL2.5-5	CL2.5-6	CL2.5-8	–	–	–
4 mm²	–	CL4-5	CL4-6	CL4-8	CL4-10	–	–
6 mm²	–	CL6-5	CL6-6	CL6-8	CL6-10	–	–
10 mm²	–	–	CL10-6	CL10-8	CL10-10	CL10-12	–
16 mm²	–	–	CL16-6	CL16-8	CL16-10	CL16-12	–
25 mm²	–	–	CL25-6	CL25-8	CL25-10	CL25-12	–
35 mm²	–	–	CL35-6	CL35-8	CL35-10	CL35-12	–
50 mm²	–	–	–	CL50-8	CL50-10	CL50-12	–
70 mm²	–	–	–	CL70-8	CL70-10	CL70-12	–
95 mm²	–	–	–	CL95-8	CL95-10	CL95-12	–
120 mm²	–	–	–	–	CL120-10	CL120-12	–
150 mm²	–	–	–	–	CL150-10	CL150-12	–
185 mm²	–	–	–	–	CL185-10	CL185-12	–
240 mm²	–	–	–	–	CL240-10	CL240-12	CL240-16
300 mm²	–	–	–	–	–	CL300-12	CL300-16
400 mm²	–	–	–	–	–	CL400-12	CL400-16
500 mm²	–	–	–	–	–	CL500-12	CL500-16
630 mm²	–	–	–	–	–	CL630-12	CL630-16

CODE	DESCRIPTION	PACK
CL1.5-4	Bellmouth copper crimp lug, 1.5 mm² cable, M4 stud, pack of 100	Pack of 100
CL1.5-5	Bellmouth copper crimp lug, 1.5 mm² cable, M5 stud, pack of 100	Pack of 100
CL1.5-6	Bellmouth copper crimp lug, 1.5 mm² cable, M6 stud, pack of 100	Pack of 100
CL1.5-8	Bellmouth copper crimp lug, 1.5 mm² cable, M8 stud, pack of 100	Pack of 100
CL2.5-4	Bellmouth copper crimp lug, 2.5 mm² cable, M4 stud, pack of 100	Pack of 100
CL2.5-5	Bellmouth copper crimp lug, 2.5 mm² cable, M5 stud, pack of 100	Pack of 100
CL2.5-6	Bellmouth copper crimp lug, 2.5 mm² cable, M6 stud, pack of 100	Pack of 100
CL2.5-8	Bellmouth copper crimp lug, 2.5 mm² cable, M8 stud, pack of 100	Pack of 100
CL4-5	Bellmouth copper crimp lug, 4 mm² cable, M5 stud, pack of 100	Pack of 100
CL4-6	Bellmouth copper crimp lug, 4 mm² cable, M6 stud, pack of 100	Pack of 100

CODE	DESCRIPTION	PACK
CL4-8	Bellmouth copper crimp lug, 4 mm² cable, M8 stud, pack of 100	Pack of 100
CL4-10	Bellmouth copper crimp lug, 4 mm² cable, M10 stud, pack of 100	Pack of 100
CL6-5	Bellmouth copper crimp lug, 6 mm² cable, M5 stud, pack of 100	Pack of 100
CL6-6	Bellmouth copper crimp lug, 6 mm² cable, M6 stud, pack of 100	Pack of 100
CL6-8	Bellmouth copper crimp lug, 6 mm² cable, M8 stud, pack of 100	Pack of 100
CL6-10	Bellmouth copper crimp lug, 6 mm² cable, M10 stud, pack of 100	Pack of 100
CL10-6	Bellmouth copper crimp lug, 10 mm² cable, M6 stud, pack of 25	Pack of 25
CL10-8	Bellmouth copper crimp lug, 10 mm² cable, M8 stud, pack of 25	Pack of 25
CL10-10	Bellmouth copper crimp lug, 10 mm² cable, M10 stud, pack of 25	Pack of 25
CL10-12	Bellmouth copper crimp lug, 10 mm² cable, M12 stud, pack of 25	Pack of 25
CL16-6	Bellmouth copper crimp lug, 16 mm² cable, M6 stud, pack of 25	Pack of 25
CL16-8	Bellmouth copper crimp lug, 16 mm² cable, M8 stud, pack of 25	Pack of 25
CL16-10	Bellmouth copper crimp lug, 16 mm² cable, M10 stud, pack of 25	Pack of 25
CL16-12	Bellmouth copper crimp lug, 16 mm² cable, M12 stud, pack of 25	Pack of 25
CL25-6	Bellmouth copper crimp lug, 25 mm² cable, M6 stud, pack of 25	Pack of 25
CL25-8	Bellmouth copper crimp lug, 25 mm² cable, M8 stud, pack of 25	Pack of 25
CL25-10	Bellmouth copper crimp lug, 25 mm² cable, M10 stud, pack of 25	Pack of 25
CL25-12	Bellmouth copper crimp lug, 25 mm² cable, M12 stud, pack of 25	Pack of 25
CL35-6	Bellmouth copper crimp lug, 35 mm² cable, M6 stud, pack of 25	Pack of 25
CL35-8	Bellmouth copper crimp lug, 35 mm² cable, M8 stud, pack of 25	Pack of 25
CL35-10	Bellmouth copper crimp lug, 35 mm² cable, M10 stud, pack of 25	Pack of 25
CL35-12	Bellmouth copper crimp lug, 35 mm² cable, M12 stud, pack of 25	Pack of 25
CL50-8	Bellmouth copper crimp lug, 50 mm² cable, M8 stud, pack of 10	Pack of 10
CL50-10	Bellmouth copper crimp lug, 50 mm² cable, M10 stud, pack of 10	Pack of 10
CL50-12	Bellmouth copper crimp lug, 50 mm² cable, M12 stud, pack of 10	Pack of 10
CL70-8	Bellmouth copper crimp lug, 70 mm² cable, M8 stud, pack of 10	Pack of 10
CL70-10	Bellmouth copper crimp lug, 70 mm² cable, M10 stud, pack of 10	Pack of 10
CL70-12	Bellmouth copper crimp lug, 70 mm² cable, M12 stud, pack of 10	Pack of 10
CL95-8	Bellmouth copper crimp lug, 95 mm² cable, M8 stud, pack of 10	Pack of 10
CL95-10	Bellmouth copper crimp lug, 95 mm² cable, M10 stud, pack of 10	Pack of 10
CL95-12	Bellmouth copper crimp lug, 95 mm² cable, M12 stud, pack of 10	Pack of 10
CL120-10	Bellmouth copper crimp lug, 120 mm² cable, M10 stud, each	Each
CL120-12	Bellmouth copper crimp lug, 120 mm² cable, M12 stud, each	Each
CL150-10	Bellmouth copper crimp lug, 150 mm² cable, M10 stud, each	Each
CL150-12	Bellmouth copper crimp lug, 150 mm² cable, M12 stud, each	Each
CL185-10	Bellmouth copper crimp lug, 185 mm² cable, M10 stud, each	Each
CL185-12	Bellmouth copper crimp lug, 185 mm² cable, M12 stud, each	Each
CL240-10	Bellmouth copper crimp lug, 240 mm² cable, M10 stud, each	Each
CL240-12	Bellmouth copper crimp lug, 240 mm² cable, M12 stud, each	Each
CL240-16	Bellmouth copper crimp lug, 240 mm² cable, M16 stud, each	Each
CL300-12	Bellmouth copper crimp lug, 300 mm² cable, M12 stud, each	Each
CL300-16	Bellmouth copper crimp lug, 300 mm² cable, M16 stud, each	Each

CODE	DESCRIPTION	PACK
CL400-12	Bellmouth copper crimp lug, 400 mm² cable, M12 stud, each	Each
CL400-16	Bellmouth copper crimp lug, 400 mm² cable, M16 stud, each	Each
CL500-12	Bellmouth copper crimp lug, 500 mm² cable, M12 stud, each	Each
CL500-16	Bellmouth copper crimp lug, 500 mm² cable, M16 stud, each	Each
CL630-12	Bellmouth copper crimp lug, 630 mm² cable, M12 stud, each	Each
CL630-16	Bellmouth copper crimp lug, 630 mm² cable, M16 stud, each	Each

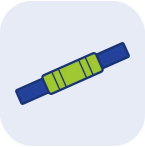

CRIMP LUGS & LINKS

Copper Crimp Links

19 codes · 1.5 mm² to 630 mm² cable · Packs of 50, 25 or 10; some codes sold individually

AS/NZS 4325.1

SIZE CHART · FIND YOUR SIZE, READ OFF THE CODE

1.5 mm²	2.5 mm²	4 mm²	6 mm²	10 mm²	16 mm²	25 mm²	35 mm²	50 mm²	70 mm²
CLK1.5	CLK2.5	CLK4	CLK6	CLK10	CLK16	CLK25	CLK35	CLK50	CLK70

95 mm²	120 mm²	150 mm²	185 mm²	240 mm²	300 mm²	400 mm²	500 mm²	630 mm²
CLK95	CLK120	CLK150	CLK185	CLK240	CLK300	CLK400	CLK500	CLK630

CODE	DESCRIPTION	PACK
CLK1.5	Copper inline joiners (crimp links), 1.5 mm² cable, pack of 50	Pack of 50
CLK2.5	Copper inline joiners (crimp links), 2.5 mm² cable, pack of 50	Pack of 50
CLK4	Copper inline joiners (crimp links), 4 mm² cable, pack of 50	Pack of 50
CLK6	Copper inline joiners (crimp links), 6 mm² cable, pack of 50	Pack of 50
CLK10	Copper inline joiners (crimp links), 10 mm² cable, pack of 25	Pack of 25
CLK16	Copper inline joiners (crimp links), 16 mm² cable, pack of 25	Pack of 25
CLK25	Copper inline joiners (crimp links), 25 mm² cable, pack of 25	Pack of 25
CLK35	Copper inline joiners (crimp links), 35 mm² cable, pack of 10	Pack of 10
CLK50	Copper inline joiners (crimp links), 50 mm² cable, pack of 10	Pack of 10
CLK70	Copper inline joiners (crimp links), 70 mm² cable, pack of 10	Pack of 10
CLK95	Copper inline joiners (crimp links), 95 mm² cable, pack of 10	Pack of 10
CLK120	Copper inline joiners (crimp links), 120 mm² cable, each	Each
CLK150	Copper inline joiners (crimp links), 150 mm² cable, each	Each
CLK185	Copper inline joiners (crimp links), 185 mm² cable, each	Each
CLK240	Copper inline joiners (crimp links), 240 mm² cable, each	Each
CLK300	Copper inline joiners (crimp links), 300 mm² cable, each	Each
CLK400	Copper inline joiners (crimp links), 400 mm² cable, each	Each
CLK500	Copper inline joiners (crimp links), 500 mm² cable, each	Each
CLK630	Copper inline joiners (crimp links), 630 mm² cable, each	Each



CRIMP LUGS & LINKS

Narrow Palm Circuit Breaker Lugs

16 codes · 35 mm² to 400 mm² cable · stud sizes M6 to M12 or Blank (undrilled) · Packs of 10; some codes sold individually

AS/NZS 4325.1

SIZE CHART · FIND YOUR SIZE, READ OFF THE CODE

Cable (mm²) Stud size →	M6	M8	M10	M12	Blank (undrilled)
35 mm²	CLCB35-6	–	–	–	–
50 mm²	–	–	CLCB50-10	–	–
70 mm²	CLCB70-6	–	CLCB70-10	–	–
95 mm²	–	CLCB95-8	CLCB95-10	–	–
120 mm²	–	CLCB120-8	CLCB120-10	CLCB120-12	–
150 mm²	–	–	CLCB150-10	–	–
185 mm²	–	–	CLCB185-10	–	–
240 mm²	–	–	CLCB240-10	CLCB240-12	–
300 mm²	–	–	CLCB300-10	CLCB300-12	–
400 mm²	–	–	–	–	CLCB400-BL

CODE	DESCRIPTION	PACK
CLCB35-6	Narrow palm circuit breaker lug, 35 mm² cable, M6 stud, pack of 10	Pack of 10
CLCB50-10	Narrow palm circuit breaker lug, 50 mm² cable, M10 stud, pack of 10	Pack of 10
CLCB70-6	Narrow palm circuit breaker lug, 70 mm² cable, M6 stud, pack of 10	Pack of 10
CLCB70-10	Narrow palm circuit breaker lug, 70 mm² cable, M10 stud, pack of 10	Pack of 10
CLCB95-8	Narrow palm circuit breaker lug, 95 mm² cable, M8 stud, each	Each
CLCB95-10	Narrow palm circuit breaker lug, 95 mm² cable, M10 stud, each	Each
CLCB120-8	Narrow palm circuit breaker lug, 120 mm² cable, M8 stud, each	Each
CLCB120-10	Narrow palm circuit breaker lug, 120 mm² cable, M10 stud, each	Each
CLCB120-12	Narrow palm circuit breaker lug, 120 mm² cable, M12 stud, each	Each
CLCB150-10	Narrow palm circuit breaker lug, 150 mm² cable, M10 stud, each	Each
CLCB185-10	Narrow palm circuit breaker lug, 185 mm² cable, M10 stud, each	Each
CLCB240-10	Narrow palm circuit breaker lug, 240 mm² cable, M10 stud, each	Each
CLCB240-12	Narrow palm circuit breaker lug, 240 mm² cable, M12 stud, each	Each
CLCB300-10	Narrow palm circuit breaker lug, 300 mm² cable, M10 stud, each	Each
CLCB300-12	Narrow palm circuit breaker lug, 300 mm² cable, M12 stud, each	Each
CLCB400-BL	Narrow palm circuit breaker lug, 400 mm² cable, undrilled palm, each	Each



CRIMP LUGS & LINKS

Long Palm, Long Barrel Lugs

13 codes · 25 mm² to 630 mm² cable · Sold individually

AS/NZS 4325.1

SIZE CHART · FIND YOUR SIZE, READ OFF THE CODE

25 mm²	35 mm²	50 mm²	70 mm²	95 mm²	120 mm²	150 mm²	185 mm²	240 mm²	300 mm²
LPLB25	LPLB35	LPLB50	LPLB70	LPLB95	LPLB120	LPLB150	LPLB185	LPLB240	LPLB300

400 mm²	500 mm²	630 mm²
LPLB400	LPLB500	LPLB630

CODE	DESCRIPTION	PACK
LPLB25	Long palm, long barrel lug, 25 mm² cable, each	Each
LPLB35	Long palm, long barrel lug, 35 mm² cable, each	Each
LPLB50	Long palm, long barrel lug, 50 mm² cable, each	Each
LPLB70	Long palm, long barrel lug, 70 mm² cable, each	Each
LPLB95	Long palm, long barrel lug, 95 mm² cable, each	Each
LPLB120	Long palm, long barrel lug, 120 mm² cable, each	Each
LPLB150	Long palm, long barrel lug, 150 mm² cable, each	Each
LPLB185	Long palm, long barrel lug, 185 mm² cable, each	Each
LPLB240	Long palm, long barrel lug, 240 mm² cable, each	Each
LPLB300	Long palm, long barrel lug, 300 mm² cable, each	Each
LPLB400	Long palm, long barrel lug, 400 mm² cable, each	Each
LPLB500	Long palm, long barrel lug, 500 mm² cable, each	Each
LPLB630	Long palm, long barrel lug, 630 mm² cable, each	Each



CRIMP LUGS & LINKS

Bi-metal (Al-Cu) Lugs

14 codes · 25 mm² to 630 mm² cable · stud sizes M10 to M12 or Blank (undrilled) · Sold individually

AS/NZS 4325.1

SIZE CHART · FIND YOUR SIZE, READ OFF THE CODE

Cable (mm²) Stud size →	M10	M12	Blank (undrilled)
25 mm²	BM25-10	–	–
35 mm²	BM35-10	BM35-12	–
50 mm²	BM50-10	–	–
70 mm²	BM70-10	–	–
95 mm²	BM95-10	–	–
120 mm²	BM120-10	–	–
150 mm²	BM150-10	–	–
185 mm²	–	BM185-12	–
240 mm²	–	BM240-12	–
300 mm²	–	BM300-12	–
400 mm²	–	–	BM400
500 mm²	–	–	BM500
630 mm²	–	–	BM630

CODE	DESCRIPTION	PACK
BM25-10	Bi-metal (Al-Cu) lug, 25 mm² cable, M10 stud, each	Each
BM35-10	Bi-metal (Al-Cu) lug, 35 mm² cable, M10 stud, each	Each
BM35-12	Bi-metal (Al-Cu) lug, 35 mm² cable, M12 stud, each	Each
BM50-10	Bi-metal (Al-Cu) lug, 50 mm² cable, M10 stud, each	Each
BM70-10	Bi-metal (Al-Cu) lug, 70 mm² cable, M10 stud, each	Each
BM95-10	Bi-metal (Al-Cu) lug, 95 mm² cable, M10 stud, each	Each
BM120-10	Bi-metal (Al-Cu) lug, 120 mm² cable, M10 stud, each	Each
BM150-10	Bi-metal (Al-Cu) lug, 150 mm² cable, M10 stud, each	Each
BM185-12	Bi-metal (Al-Cu) lug, 185 mm² cable, M12 stud, each	Each
BM240-12	Bi-metal (Al-Cu) lug, 240 mm² cable, M12 stud, each	Each
BM300-12	Bi-metal (Al-Cu) lug, 300 mm² cable, M12 stud, each	Each
BM400	Bi-metal (Al-Cu) lug, 400 mm² cable, undrilled palm, each	Each
BM500	Bi-metal (Al-Cu) lug, 500 mm² cable, undrilled palm, each	Each
BM630	Bi-metal (Al-Cu) lug, 630 mm² cable, undrilled palm, each	Each



CRIMP LUGS & LINKS

Line Taps

5 codes · Sold individually

CODE	DESCRIPTION	PACK
PSBC22	Premium Split Bolt Connector 16mm	Each
PSBC24	Premium Split Bolt Connector 35mm	Each
PSBC25	Premium Split Bolt Connector 70mm	Each
PSBC26	Premium Split Bolt Connector 95mm	Each
PSBC28	Premium Split Bolt Connector 185mm	Each

03

Terminals & Ferrules

Low Smoke Halogen Free pre-insulated terminals, butt joiners, closed end connectors, insulated and twin-entry ferrules, plus uninsulated bootlace ferrules.



Bootlace Ferrules	39 codes	19
Insulated Bootlace Ferrules	22 codes	19
Twin-entry Bootlace Ferrules	8 codes	20
Uninsulated Bootlace Ferrules	9 codes	21
Ring Terminals	32 codes	22
Spade Terminals	20 codes	23
Blade & Pin Terminals	8 codes	24
Butt Joiners	6 codes	25
Push-on Connectors & Piggy-backs	7 codes	25
Bullet Connectors	4 codes	26
Closed End Connectors	3 codes	26

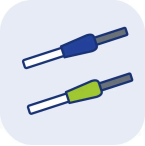

TERMINALS & FERRULES · BOOTLACE FERRULES

Insulated Bootlace Ferrules

22 codes · 0.5 mm² to 95 mm² wire · lengths 8 mm to 25 mm · Packs of 100, 50, 25 or 10

LOW SMOKE HALOGEN FREE

Specifications

Ferrule material	Copper, tin plated	**Rated voltage**	300 V
Collar	Nylon, low smoke halogen free	**Wire range**	0.5–95 mm², one wire per ferrule
Temperature range	–55 to 105 °C	**Colour code**	By wire size, see the size chart
Cable	For copper cable only	**Compliance**	RoHS, REACH

SIZE CHART · FIND YOUR SIZE, READ OFF THE CODE

Wire size Length →	8 mm	9 mm	12 mm	16 mm	18 mm	20 mm	22 mm	25 mm
0.5 mm² White	BI0050	–	–	–	–	–	–	–
0.75 mm² Blue	BI0075	–	–	–	–	–	–	–
1 mm² Red	BL0100	–	–	–	–	–	–	–
1.5 mm² Black	BL0150	–	–	–	BL0150L	–	–	–
2.5 mm² Grey	BL0250	–	–	–	BL0250L	–	–	–
4 mm² Orange	–	BL0400	–	–	BL0400L	–	–	–
6 mm² Green	–	–	BL0600	–	BL0600L	–	–	–
10 mm² Brown	–	–	BL1000	–	BL1000L	–	–	–
16 mm² White	–	–	BL1600	–	BL1600L	–	–	–
25 mm² Black	–	–	–	BL2500	–	–	BL2500L	–
35 mm² Red	–	–	–	BL3500	–	–	–	BL3500L
50 mm² Blue	–	–	–	–	–	BL5000	–	–
70 mm² Yellow	–	–	–	–	–	–	–	BL7000
95 mm² Red	–	–	–	–	–	–	–	BL9500

CODE	DESCRIPTION	PACK
BI0050	White Bootlace Ferrules wire size 0.5mm length 8, Low Smoke Halogen Free	Pack of 100
BI0075	Blue Bootlace Ferrules wire size 0.75mm length 8, Low Smoke Halogen Free	Pack of 100
BL0100	Red Bootlace Ferrules wire size 1.0mm length 8, Low Smoke Halogen Free	Pack of 100
BL0150	Black Bootlace Ferrules wire size 1.5mm length 8, Low Smoke Halogen Free	Pack of 100
BL0150L	Black Bootlace Ferrules wire size 1.5mm length 18, Low Smoke Halogen Free	Pack of 100
BL0250	Grey Bootlace Ferrules wire size 2.5mm length 8, Low Smoke Halogen Free	Pack of 100
BL0250L	Grey Bootlace Ferrules wire size 2.5mm length 18, Low Smoke Halogen Free	Pack of 100
BL0400	Orange Bootlace Ferrules wire size 4.0mm length 9, Low Smoke Halogen Free	Pack of 100
BL0400L	Orange Bootlace Ferrules wire size 4.0mm length 18, Low Smoke Halogen Free	Pack of 100
BL0600	Green Bootlace Ferrules wire size 6.0mm Length 12, Low Smoke Halogen Free	Pack of 50

CODE	DESCRIPTION	PACK
BL0600L	Green Bootlace Ferrules wire size 6.0mm Length 18, Low Smoke Halogen Free	Pack of 50
BL1000	Brown Bootlace Ferrules wire size 10.0mm length 12, Low Smoke Halogen Free	Pack of 25
BL1000L	Brown Bootlace Ferrules wire size 10.0mm length 18, Low Smoke Halogen Free	Pack of 25
BL1600	White Bootlace Ferrules wire size 16.0mm length 12, Low Smoke Halogen Free	Pack of 25
BL1600L	White Bootlace Ferrules wire size 16.0mm length 18, Low Smoke Halogen Free	Pack of 25
BL2500	Black Bootlace Ferrules wire size 25.0mm length 16, Low Smoke Halogen Free	Pack of 10
BL2500L	Black Bootlace Ferrules wire size 25.0mm length 22, Low Smoke Halogen Free	Pack of 10
BL3500	Red Bootlace Ferrules wire size 35.0mm length 16, Low Smoke Halogen Free	Pack of 10
BL3500L	Red Bootlace Ferrules wire size 35.0mm length 25, Low Smoke Halogen Free	Pack of 10
BL7000	Yellow Bootlace Ferrules wire size 70.0mm Length 25, Low Smoke Halogen Free	Pack of 10
BL5000	Blue Bootlace Ferrules wire size 50.0mm Length 20, Low Smoke Halogen Free	Pack of 10
BL9500	Red Bootlace Ferrules wire size 95.0mm Length 25, Low Smoke Halogen Free	Pack of 10



TERMINALS & FERRULES · BOOTLACE FERRULES

Twin-entry Bootlace Ferrules

8 codes · 2 × 0.75 mm² to 2 × 16 mm² wire · lengths 8 mm to 14 mm · Packs of 100, 50 or 25

LOW SMOKE HALOGEN FREE

Specifications

Ferrule material	Copper, tin plated
Collar	Nylon, low smoke halogen free
Temperature range	–55 to 105 °C
Cable	For copper cable only
Rated voltage	300 V
Wire range	2 × 0.75 to 2 × 16 mm², two wires per ferrule
Colour code	By wire size, see the size chart
Compliance	RoHS, REACH

SIZE CHART · FIND YOUR SIZE, READ OFF THE CODE

Wire size Length →	8 mm	10 mm	12 mm	14 mm
2 × 0.75 mm² Grey	**BLT0075**	–	–	–
2 × 1 mm² Red	**BLT0100**	–	–	–
2 × 1.5 mm² Black	**BLT0150**	–	–	–
2 × 2.5 mm² Blue	–	**BLT0250**	–	–
2 × 4 mm² Grey	–	–	**BLT0400**	–
2 × 6 mm² Yellow	–	–	–	**BLT0600**
2 × 10 mm² Brown	–	–	–	**BLT1000**
2 × 16 mm² White	–	–	–	**BLT1600**

CODE	DESCRIPTION	PACK
BLT0075	Grey Bootlace Twin Ferrule wire size 2 x0.75mm length 8, Low Smoke Halogen Free	Pack of 100
BLT0100	Red Bootlace Twin Ferrules wire size 2x1.0mm length 8, Low Smoke Halogen Free	Pack of 100
BLT0150	Black Bootlace Twin Ferrules 2x1.5mm length 8, Low Smoke Halogen Free	Pack of 100
BLT0250	Blue Bootlace Twin Ferrules wire size 2x2.5mm length 10, Low Smoke Halogen Free	Pack of 100

CODE	DESCRIPTION	PACK
BLT0400	Grey Bootlace Twin Ferrules wire size 2x4.0mm length 12, Low Smoke Halogen Free	Pack of 50
BLT0600	Yellow Bootlace Twin Ferrules wire size 2x6.0mm length 14, Low Smoke Halogen Free	Pack of 50
BLT1000	Brown Bootlace Twin Ferrules wire size 2x10.0mm length 14, Low Smoke Halogen Free	Pack of 25
BLT1600	White Bootlace Twin Ferrules wire size 2x16.0mm length 14, Low Smoke Halogen Free	Pack of 25



TERMINALS & FERRULES · BOOTLACE FERRULES

Uninsulated Bootlace Ferrules

9 codes · 1.5 mm² to 50 mm² wire · lengths 8 mm to 22 mm · Packs of 100, 50, 25 or 10

Specifications

Ferrule material	Copper, tin plated	**Wire range**	1.5–50 mm², one wire per ferrule
Rated voltage	300 V	**Compliance**	RoHS, REACH

SIZE CHART · FIND YOUR SIZE, READ OFF THE CODE

Wire size Length →	8 mm	10 mm	12 mm	16 mm	18 mm	20 mm	22 mm
1.5 mm²	–	**UBL0150**	–	–	–	–	–
2.5 mm²	**UBL0250**	–	–	–	–	–	–
4 mm²	–	–	**UBL0400**	–	–	–	–
6 mm²	–	–	**UBL0600**	–	–	–	–
10 mm²	–	–	–	–	**UBL1000**	–	–
16 mm²	–	–	–	–	**UBL1600**	–	–
25 mm²	–	–	–	–	–	–	**UBL2500**
35 mm²	–	–	–	**UBL3500**	–	–	–
50 mm²	–	–	–	–	–	**UBL5000**	–

CODE	DESCRIPTION	PACK
UBL0150	Uninsulated Bootlace Ferrules wire size 1.5mm length 10	Pack of 100
UBL0250	Uninsulated Bootlace Ferrules wire size 2.5mm length 8	Pack of 100
UBL0400	Uninsulated Bootlace Ferrules wire size 4.0mm length 12	Pack of 100
UBL0600	Uninsulated Bootlace Ferrules wire size 6.0mm length 12	Pack of 50
UBL1000	Uninsulated Bootlace Ferrules wire size 10.0mm length 18	Pack of 25
UBL1600	Uninsulated Bootlace Ferrules wire size 16.0mm length 18	Pack of 25
UBL2500	Uninsulated Bootlace Ferrules wire size 25.0mm length 22	Pack of 10
UBL3500	Uninsulated Bootlace Ferrules wire size 35.0mm length 16	Pack of 10
UBL5000	Uninsulated Bootlace Ferrules wire size 50mm length 20	Pack of 10



TERMINALS & FERRULES

Ring Terminals

32 codes · 0.5 mm² to 6 mm² wire · stud sizes M4 to M12 · Packs of 100

LOW SMOKE HALOGEN FREE

Specifications

Terminal material	Copper
Insulation	Nylon, low smoke halogen free
Max. temperature	105 °C
Copper sleeve	Fitted inside the insulation on every code
Double grip (RD codes)	Tin plated, with the copper sleeve running the full length of the barrel, so the crimp grips the wire insulation as well as the conductor. Suited to high-vibration use
Red size class	0.5–1.5 mm², AWG 22–16, max. 24 A
Blue size class	1.5–2.5 mm², AWG 16–14, max. 32 A
Yellow size class	4–6 mm², AWG 12–10, max. 48 A

SIZE CHART · FIND YOUR SIZE, READ OFF THE CODE

Wire size Stud size →	M4	M5	M6	M8	M10	M12
Red 0.5–1.5 mm²	RV1-4	RV1-5	RV1-6	RV1-8	RV1-10	–
Red 0.5–1.5 mm² Double grip	RD1-4	RD1-5	RD1-6	RD1-8	RD1-10	–
Blue 1.5–2.5 mm²	RV2-4	RV2-5	RV2-6	RV2-8	RV2-10	RV2-12
Blue 1.5–2.5 mm² Double grip	RD2-4	RD2-5	RD2-6	RD2-8	RD2-10	RD2-12
Yellow 4–6 mm²	–	RV5-5	RV5-6	RV5-8	RV5-10	RV5-12
Yellow 4–6 mm² Double grip	–	RD5-5	RD5-6	RD5-8	RD5-10	RD5-12

CODE	DESCRIPTION	PACK
RV1-4	Red Ring Terminals Wire Size 0.5-1.5mm M4 stud (4.2 mm hole), Low Smoke Halogen Free	Pack of 100
RV1-5	Red Ring Terminals Wire Size 0.5-1.5mm M5 stud (5.3 mm hole), Low Smoke Halogen Free	Pack of 100
RV1-6	Red Ring Terminals Wire Size 0.5-1.5mm M6 stud (6.4 mm hole), Low Smoke Halogen Free	Pack of 100
RV1-8	Red Ring Terminals Wire Size 0.5-1.5mm M8 stud (8.5 mm hole), Low Smoke Halogen Free	Pack of 100
RV1-10	Red Ring Terminals Wire Size 0.5-1.5mm M10 stud (10.5 mm hole), Low Smoke Halogen Free	Pack of 100
RD1-4	Red Ring Double Grip Terminals Wire Size 0.5-1.5mm M4 stud (4.2 mm hole), Low Smoke Halogen Free	Pack of 100
RD1-5	Red Ring Double Grip Terminals Wire Size 0.5-1.5mm M5 stud (5.3 mm hole), Low Smoke Halogen Free	Pack of 100
RD1-6	Red Ring Double Grip Terminals Wire Size 0.5-1.5mm M6 stud (6.4 mm hole), Low Smoke Halogen Free	Pack of 100
RD1-8	Red Ring Double Grip Terminals Wire Size 0.5-1.5mm M8 stud (8.5 mm hole), Low Smoke Halogen Free	Pack of 100
RD1-10	Red Ring Double Grip Terminals Wire Size 0.5-1.5mm M10 stud (10.5 mm hole), Low Smoke Halogen Free	Pack of 100
RV2-4	Blue Ring Terminals Wire Size 1.5-2.5mm M4 stud (4.2 mm hole), Low Smoke Halogen Free	Pack of 100
RV2-5	Blue Ring Terminals Wire Size 1.5-2.5mm M5 stud (5.3 mm hole), Low Smoke Halogen Free	Pack of 100
RV2-6	Blue Ring Terminals Wire Size 1.5-2.5mm M6 stud (6.4 mm hole), Low Smoke Halogen Free	Pack of 100
RV2-8	Blue Ring Terminals Wire Size 1.5-2.5mm M8 stud (8.5 mm hole), Low Smoke Halogen Free	Pack of 100
RV2-10	Blue Ring Terminals Wire Size 1.5-2.5mm M10 stud (10.5 mm hole), Low Smoke Halogen Free	Pack of 100
RV2-12	Blue Ring Terminals Wire Size 1.5-2.5mm M12 stud (13 mm hole), Low Smoke Halogen Free	Pack of 100
RD2-4	Blue Ring Double Grip Terminals Wire Size 1.5-2.5mm M4 stud (4.2 mm hole), Low Smoke Halogen Free	Pack of 100
RD2-5	Blue Ring Double Grip Terminals Wire Size 1.5-2.5mm M5 stud (5.3 mm hole), Low Smoke Halogen Free	Pack of 100
RD2-6	Blue Ring Double Grip Terminals Wire Size 1.5-2.5mm M6 stud (6.4 mm hole), Low Smoke Halogen Free	Pack of 100
RD2-8	Blue Ring Double Grip Terminals Wire Size 1.5-2.5mm M8 stud (8.5 mm hole), Low Smoke Halogen Free	Pack of 100
RD2-10	Blue Ring Double Grip Terminals Wire Size 1.5-2.5mm M10 stud (10.5 mm hole), Low Smoke Halogen Free	Pack of 100

CODE	DESCRIPTION	PACK
RD2-12	Blue Ring Double Grip Terminals Wire Size 1.5-2.5mm M12 stud (13 mm hole), Low Smoke Halogen Free	Pack of 100
RV5-5	Yellow Ring Terminals Wire Size 4.0-6.0mm M5 stud (5.3 mm hole), Low Smoke Halogen Free	Pack of 100
RV5-6	Yellow Ring Terminals Wire Size 4.0-6.0mm M6 stud (6.4 mm hole), Low Smoke Halogen Free	Pack of 100
RV5-8	Yellow Ring Terminals Wire Size 4.0-6.0mm M8 stud (8.5 mm hole), Low Smoke Halogen Free	Pack of 100
RV5-10	Yellow Ring Terminals Wire Size 4.0-6.0mm M10 stud (10.5 mm hole), Low Smoke Halogen Free	Pack of 100
RV5-12	Yellow Ring Terminals Wire Size 4.0-6.0mm M12 stud (13 mm hole), Low Smoke Halogen Free	Pack of 100
RD5-5	Yellow Ring Double Grip Terminals Wire Size 4.0-6.0mm M5 stud (5.3 mm hole), Low Smoke Halogen Free	Pack of 100
RD5-6	Yellow Ring Double Grip Terminals Wire Size 4.0-6.0mm M6 stud (6.4 mm hole), Low Smoke Halogen Free	Pack of 100
RD5-8	Yellow Ring Double Grip Terminals Wire Size 4.0-6.0mm M8 stud (8.5 mm hole), Low Smoke Halogen Free	Pack of 100
RD5-10	Yellow Ring Double Grip Terminals Wire Size 4.0-6.0mm M10 stud (10.5 mm hole), Low Smoke Halogen Free	Pack of 100
RD5-12	Yellow Ring Double Grip Terminals Wire Size 4.0-6.0mm M12 stud (13 mm hole), Low Smoke Halogen Free	Pack of 100



TERMINALS & FERRULES

Spade Terminals

20 codes · 0.5 mm² to 6 mm² wire · stud sizes M3 to M6 · Packs of 100

HF LOW SMOKE HALOGEN FREE

Specifications

Terminal material	Copper
Insulation	Nylon, low smoke halogen free
Max. temperature	105 °C
Copper sleeve	Fitted inside the insulation on every code
Double grip (SD codes)	Tin plated, with the copper sleeve running the full length of the barrel, so the crimp grips the wire insulation as well as the conductor. Suited to high-vibration use
Red size class	0.5–1.5 mm², AWG 22–16, max. 19 A
Blue size class	1.5–2.5 mm², AWG 16–14, max. 27 A
Yellow size class	4–6 mm², AWG 12–10, max. 48 A
Certification (SV codes)	CE, REACH, RoHS

SIZE CHART · FIND YOUR SIZE, READ OFF THE CODE

Wire size Stud size →	M3	M4	M5	M6
Red 0.5–1.5 mm²	**SV1-3**	**SV1-4**	**SV1-5**	–
Red 0.5–1.5 mm² Double grip	**SD1-3**	**SD1-4**	**SD1-5**	–
Blue 1.5–2.5 mm²	**SV2-3**	**SV2-4**	**SV2-5**	**SV2-6**
Blue 1.5–2.5 mm² Double grip	**SD2-3**	**SD2-4**	**SD2-5**	**SD2-6**
Yellow 4–6 mm²	–	**SV5-4**	**SV5-5**	**SV5-6**
Yellow 4–6 mm² Double grip	–	**SD5-4**	**SD5-5**	**SD5-6**

CODE	DESCRIPTION	PACK
SV1-3	Red Spade Terminals Wire Size 0.5-1.5mm M3 stud (3.2 mm hole), Low Smoke Halogen Free	Pack of 100
SV1-4	Red Spade Terminals Wire Size 0.5-1.5mm M4 stud (4.2 mm hole), Low Smoke Halogen Free	Pack of 100
SV1-5	Red Spade Terminals Wire Size 0.5-1.5mm M5 stud (5.3 mm hole), Low Smoke Halogen Free	Pack of 100
SD1-3	Red Spade Double Grip Terminals Wire Size 0.5-1.5mm M3 stud (3.2 mm hole), Low Smoke Halogen Free	Pack of 100
SD1-4	Red Spade Double Grip Terminals Wire Size 0.5-1.5mm M4 stud (4.2 mm hole), Low Smoke Halogen Free	Pack of 100
SD1-5	Red Spade Double Grip Terminals Wire Size 0.5-1.5mm M5 stud (5.3 mm hole), Low Smoke Halogen Free	Pack of 100
SV2-3	Blue Spade Terminals Wire Size 1.5-2.5mm M3 stud (3.2 mm hole), Low Smoke Halogen Free	Pack of 100

CODE	DESCRIPTION	PACK
SV2-4	Blue Spade Terminals Wire Size 1.5-2.5mm M4 stud (4.2 mm hole), Low Smoke Halogen Free	Pack of 100
SV2-5	Blue Spade Terminals Wire Size 1.5-2.5mm M5 stud (5.3 mm hole), Low Smoke Halogen Free	Pack of 100
SV2-6	Blue Spade Terminals Wire Size 1.5-2.5mm M6 stud (6.4 mm hole), Low Smoke Halogen Free	Pack of 100
SD2-3	Blue Spade Double Grip Terminals Wire Size 1.5-2.5mm M3 stud (3.2 mm hole), Low Smoke Halogen Free	Pack of 100
SD2-4	Blue Spade Double Grip Terminals Wire Size 1.5-2.5mm M4 stud (4.2 mm hole), Low Smoke Halogen Free	Pack of 100
SD2-5	Blue Spade Double Grip Terminals Wire Size 1.5-2.5mm M5 stud (5.3 mm hole), Low Smoke Halogen Free	Pack of 100
SD2-6	Blue Spade Double Grip Terminals Wire Size 1.5-2.5mm M6 stud (6.4 mm hole), Low Smoke Halogen Free	Pack of 100
SV5-4	Yellow Spade Terminals Wire Size 4.0-6.0mm M4 stud (4.2 mm hole), Low Smoke Halogen Free	Pack of 100
SV5-5	Yellow Spade Terminals Wire Size 4.0-6.0mm M5 stud (5.3 mm hole), Low Smoke Halogen Free	Pack of 100
SV5-6	Yellow Spade Terminals Wire Size 4.0-6.0mm M6 stud (6.4 mm hole), Low Smoke Halogen Free	Pack of 100
SD5-4	Yellow Spade Double Grip Terminals Wire Size 4.0-6.0mm M4 stud (4.2 mm hole), Low Smoke Halogen Free	Pack of 100
SD5-5	Yellow Spade Double Grip Terminals Wire Size 4.0-6.0mm M5 stud (5.3 mm hole), Low Smoke Halogen Free	Pack of 100
SD5-6	Yellow Spade Double Grip Terminals Wire Size 4.0-6.0mm M6 stud (6.4 mm hole), Low Smoke Halogen Free	Pack of 100

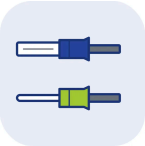

TERMINALS & FERRULES

Blade & Pin Terminals

8 codes · 0.5 mm² to 2.5 mm² wire · 4 types · red, blue · Packs of 100

HF LOW SMOKE HALOGEN FREE

Specifications

Insulation	Nylon, low smoke halogen free	**Blue size class**	1.5–2.5 mm², AWG 16–14, max. 27 A (pins), 32 A (blades)
Red size class	0.5–1.5 mm², AWG 22–16, max. 19 A (pins), 24 A (blades)		

SIZE CHART · FIND YOUR SIZE, READ OFF THE CODE

Type Colour (wire size) →	Red	Blue
Flat blade 11.4 × 2.3 mm	**FBD1-2.3S**	**FBD2-2.3S**
Flat blade 18.4 × 2.3 mm	**FBD1-2.3L**	**FBD2-2.3L**
Lip blade 17.8 × 2.8 mm	**LBD1-2.8**	**LBD2-2.8**
Pin, 9 mm long	**PD1**	**PD2**

CODE	DESCRIPTION	PACK
FBD1-2.3S	Red Flat Blade Length 11.4mm x 2.3mm, Low Smoke Halogen Free	Pack of 100
FBD1-2.3L	Red Flat Blade Length 18.4mm x 2.3mm, Low Smoke Halogen Free	Pack of 100
FBD2-2.3S	Blue Flat Blade Length 11.4mm x 2.3mm, Low Smoke Halogen Free	Pack of 100
FBD2-2.3L	Blue Flat Blade Length 18.4mm x 2.3mm, Low Smoke Halogen Free	Pack of 100
LBD1-2.8	Red Lip Blade wire size 0.5-1.5mm Blade Length 17.8mm x 2.8mm, Low Smoke Halogen Free	Pack of 100
LBD2-2.8	Blue Lip Blade wire size 1.5-2.5mm Blade Length 17.8mm x 2.8mm, Low Smoke Halogen Free	Pack of 100
PD1	Red Pin Connector wire size 0.5-1.5mm Pin Length 9, Low Smoke Halogen Free	Pack of 100
PD2	Blue Pin Connector wire size 1.5-2.5mm Pin Length 9, Low Smoke Halogen Free	Pack of 100



TERMINALS & FERRULES

Butt Joiners

6 codes · 0.5 mm² to 6 mm² wire · 2 types · red, blue, yellow · Packs of 100 or 25

LOW SMOKE HALOGEN FREE

Specifications

Insulation	Nylon, low smoke halogen free
Red size class	0.5–1.5 mm², AWG 22–16, max. 24 A
Blue size class	1.5–2.5 mm², AWG 16–14, max. 32 A
Yellow size class	4–6 mm², AWG 12–10, max. 48 A
Waterproof (BSW): joiner tube	Copper, tin plated
Waterproof (BSW): sleeve	Crosslinked polyolefin heatshrink, low smoke halogen free, 4:1 shrink ratio, hot-melt adhesive lining
Waterproof (BSW): temperature	–55 to 125 °C operating, 180 °C typical shrink

SIZE CHART · FIND YOUR SIZE, READ OFF THE CODE

Type Colour (wire size) →	Red 0.5–1.5 mm²	Blue 1.5–2.5 mm²	Yellow 4–6 mm²
Standard	BSV1	BSV2	BSV5
Waterproof	BSW1	BSW2	BSW5

CODE	DESCRIPTION	PACK
BSV1	Red Butt Splice wire size 0.5-1.5mm, Low Smoke Halogen Free	Pack of 100
BSV2	Blue Butt Splice wire size 1.5-2.5mm, Low Smoke Halogen Free	Pack of 100
BSV5	Yellow Butt Splice wire size 4.0-6.0mm, Low Smoke Halogen Free	Pack of 100
BSW1	Red Waterproof Butt Splice wire size 0.5-1.5mm, Low Smoke Halogen Free	Pack of 25
BSW2	Blue Waterproof Butt Splice wire size 1.5-2.5mm, Low Smoke Halogen Free	Pack of 25
BSW5	Yellow Waterproof Butt Splice wire size 4.0-6.0mm, Low Smoke Halogen Free	Pack of 25

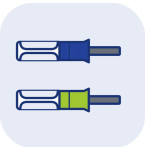

TERMINALS & FERRULES

Push-on Connectors & Piggy-backs

7 codes · 0.5 mm² to 6 mm² wire · 3 types · red, blue, yellow · Packs of 100

LOW SMOKE HALOGEN FREE

Specifications

Insulation	Nylon, low smoke halogen free
Red size class	0.5–1.5 mm², AWG 22–16, max. 24 A
Blue size class	1.5–2.5 mm², AWG 16–14, max. 32 A
Yellow size class	4–6 mm², AWG 12–10, max. 48 A

SIZE CHART · FIND YOUR SIZE, READ OFF THE CODE

Type Colour (wire size) →	Red 0.5–1.5 mm²	Blue 1.5–2.5 mm²	Yellow 4–6 mm²
Female	QDF1-6FN	QDF2-6FN	QDF5-6FN
Male	QDM1-6	QDM2-6	–
Piggy-back	QDF1-6P	QDF2-6P	–

CODE	DESCRIPTION	PACK
QDF1-6FN	Red Quick Connects Female wire size 0.5-1.5mm suit male tab 6.3x0.8mm, Low Smoke Halogen Free	Pack of 100
QDF2-6FN	Blue Quick Connects Female wire size 1.5-2.5mm suit male tab 6.3x0.8mm, Low Smoke Halogen Free	Pack of 100
QDF5-6FN	Yellow Quick Connects Female wire size 4.0-6.0mm suit male tab 6.3x0.8mm, Low Smoke Halogen Free	Pack of 100
QDM1-6	Red Quick Connects Male wire size 0.5-1.5mm suit female tab 6.3x0.8mm, Low Smoke Halogen Free	Pack of 100
QDM2-6	Blue Quick Connect Male wire size 1.5-2.5mm suit female tab 6.3x0.8mm, Low Smoke Halogen Free	Pack of 100
QDF1-6P	Red Piggy Back wire size 0.5-1.5mm suit female tab 6.3x0.8mm, Low Smoke Halogen Free	Pack of 100
QDF2-6P	Blue Piggy Back wire size 1.5-2.5mm suit female tab 6.3x0.8mm, Low Smoke Halogen Free	Pack of 100

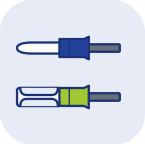

TERMINALS & FERRULES

Bullet Connectors

4 codes · 0.5 mm² to 2.5 mm² wire · 2 types · red, blue · Packs of 100

LOW SMOKE HALOGEN FREE

Specifications

Insulation	Nylon, low smoke halogen free	**Blue size class**	1.5–2.5 mm², AWG 16–14, max. 16 A
Red size class	0.5–1.5 mm², AWG 22–16, max. 12 A		

SIZE CHART · FIND YOUR SIZE, READ OFF THE CODE

Type Colour (wire size) →	Red 0.5–1.5 mm²	Blue 1.5–2.5 mm²
Female	**BDF1-4**	**BDF2-5**
Male	**BDM1-4**	**BDM2-5**

CODE	DESCRIPTION	PACK
BDF1-4	Red Bullet Connector Female wire size 0.5-1.5mm bullet dia 4mm, Low Smoke Halogen Free	Pack of 100
BDF2-5	Blue Bullet Connector Female wire size 1.5-2.5mm bullet dia 5mm, Low Smoke Halogen Free	Pack of 100
BDM1-4	Red Bullet Connector Male wire size 0.5-1.5mm bullet dia 4.3mm, Low Smoke Halogen Free	Pack of 100
BDM2-5	Blue Bullet Connector Male Size 1.5-2.5mm bullet dia 5.3mm, Low Smoke Halogen Free	Pack of 100



TERMINALS & FERRULES

Closed End Connectors

3 codes · 0.5 mm² to 6 mm² wire · Packs of 100

LOW SMOKE HALOGEN FREE

Specifications

Wire range	CE1 0.5–1.5 mm², CE2 1.5–2.5 mm², CE5 2.5–6.0 mm²	**Insulation**	Nylon, low smoke halogen free
		Max. voltage	300 V
Crimp sleeve	Copper	**Max. temperature**	105 °C

SIZE CHART · FIND YOUR SIZE, READ OFF THE CODE

0.5–1.5 mm²	1.5–2.5 mm²	2.5–6 mm²
CE1	CE2	CE5

CODE	DESCRIPTION	PACK
CE1	Closed End Connector Wire Size 0.50mm² to 1.5mm², Low Smoke Halogen Free	Pack of 100
CE2	Closed End Connector Wire Size 1.5mm² to 2.5mm², Low Smoke Halogen Free	Pack of 100
CE5	Closed End Connector Wire Size 2.5mm² to 6.0mm², Low Smoke Halogen Free	Pack of 100

04

Glands & Cable Entry

Low Smoke Halogen Free UV black nylon cable glands, snap bushings and hole plugs, plus metal cable glands, conduit bushes and edge grommet strip.

Matching lugs, heatshrink and glands: see the selection guide on page 55.



Nylon glands	9 codes	28
Metal glands, standard	8 codes	28
Metal glands, premium	9 codes	29
Snap bushings	8 codes	29
Hole plugs	7 codes	30
Conduit bushes	4 codes	30
Edge grommet strip (moveable bushing)	2 codes	30



GLANDS & CABLE ENTRY

Nylon glands

9 codes · Packs of 50, 30, 16, 12, 4 or 2

LOW SMOKE HALOGEN FREE

Colour	UV black (UV-stabilised black)

Specifications

Body material	Nylon 6/6, UL94 V-2 flame rated, rubber sealing ring	**Temperature range**	–40 to 100 °C operating, 120 °C short term
Thread	Metric	**Fitting**	Cable passes through without taking the gland apart
Protection	IP68	**Typical use**	Machinery control boxes and distribution boards

CODE	DESCRIPTION	PACK
NG12	UV Black Nylon Cable Gland thread M12 cable range 4-6mm, Low Smoke Halogen Free	Pack of 50
NG16	UV Black Nylon Cable Gland thread M16 cable range 5-10mm, Low Smoke Halogen Free	Pack of 50
NG20	UV Black Nylon Cable Gland thread M20 cable range 10-14mm, Low Smoke Halogen Free	Pack of 30
NG25	UV Black Nylon Cable Gland thread M25 cable range 13-18mm, Low Smoke Halogen Free	Pack of 16
NG32	UV Black Nylon Cable Gland thread M32 cable range 18-25mm, Low Smoke Halogen Free	Pack of 12
NG40	UV Black Nylon Cable Gland thread M40 cable range 22-32mm, Low Smoke Halogen Free	Pack of 4
NG50	UV Black Nylon Cable Gland thread M50 cable range 30-38mm, Low Smoke Halogen Free	Pack of 2
NG63	UV Black Nylon Cable Gland thread M63 cable range 44-52mm, Low Smoke Halogen Free	Pack of 2
NG63S	UV Black Nylon Cable Gland thread M63 cable range 40-46mm, Low Smoke Halogen Free	Pack of 2



GLANDS & CABLE ENTRY

Metal glands, standard

8 codes · Packs of 25, 20, 15, 5, 3 or 2

CODE	DESCRIPTION	PACK
MG12	Metal Cable Gland thread M12 cable range 3-6mm	Pack of 25
MG16	Metal Cable Gland thread M16 cable range 5-10mm	Pack of 25
MG20	Metal Cable Gland thread M20 cable range 8-13mm	Pack of 20
MG25	Metal Cable Gland thread M25 cable range 11-17mm	Pack of 15
MG32	Metal Cable Gland thread M32 cable range 15-21mm	Pack of 5
MG40	Metal Cable Gland thread M40 cable range 19-28mm	Pack of 3
MG50	Metal Cable Gland thread M50 cable range 26-35mm	Pack of 2
MG63	Metal Cable Gland thread M63 cable range 37-44mm	Pack of 2



GLANDS & CABLE ENTRY

Metal glands, premium

9 codes · Sold individually

CODE	DESCRIPTION	PACK
MGP12	Metal Gland Premium, M12 Cable Range 4-8mm Inc Locknut	Each
MGP16	Metal Gland Premium, M16 Cable Range 5-10mm Inc Locknut	Each
MGP20	Metal Gland Premium, M20 Cable Range 10-14mm Inc Locknut	Each
MGP25	Metal Gland Premium, M25 Cable Range 13-18mm Inc Locknut	Each
MGP32	Metal Gland Premium, M32 Cable Range 18-25mm Inc Locknut	Each
MGP40	Metal Gland Premium, M40 Cable Range 25-32mm Inc Locknut	Each
MGP50	Metal Gland Premium, M50 Cable Range 32-42mm Inc Locknut	Each
MGP63	Metal Gland Premium, M63 Cable Range 35-45mm Inc Locknut	Each
MGP63L	Metal Gland Premium, M63 Cable Range 45-52mm Inc Locknut	Each



GLANDS & CABLE ENTRY

Snap bushings

8 codes · Packs of 100

LOW SMOKE HALOGEN FREE

Colour	UV black (UV-stabilised black)

Specifications

Material	Nylon 6/6, UL94 V-2 flame rated
Panel thickness	Up to 3.2 mm (SB32 up to 3.5 mm)
Temperature range	–40 to 85 °C operating
Fitting	Snaps into the hole with fingertip pressure, no tools
Use	Lines and insulates raw-edged holes in metal panels and chassis, protecting cables passing through
Compliance	RoHS

CODE	DESCRIPTION	PACK
SB13	UV Black Nylon Snap Bushing I.D 8.2mm, Low Smoke Halogen Free	Pack of 100
SB19	UV Black Nylon Snap Bushing I.D 14.3mm, Low Smoke Halogen Free	Pack of 100
SB26	UV Black Nylon Snap Bushing I.D 19.1mm, Low Smoke Halogen Free	Pack of 100
SB30	UV Black Nylon Snap Bushing I.D 24.1mm, Low Smoke Halogen Free	Pack of 100
SB32	UV Black Nylon Snap Bushing I.D 23.8mm, Low Smoke Halogen Free	Pack of 100
SB38	UV Black Nylon Snap Bushing I.D 29mm, Low Smoke Halogen Free	Pack of 100
SB45	UV Black Nylon Snap Bushing I.D 35.4mm, Low Smoke Halogen Free	Pack of 100
SB50	UV Black Nylon Snap Bushing I.D 41.6mm, Low Smoke Halogen Free	Pack of 100



GLANDS & CABLE ENTRY

Hole plugs

7 codes · Packs of 100

LOW SMOKE HALOGEN FREE

Colour	UV black (UV-stabilised black)

Specifications

Material	Nylon 6/6, UL94 V-2 flame rated
Panel thickness	Up to 3.2 mm (HP8 up to 1.6 mm)
Temperature range	−40 to 85 °C operating
Fitting	Pushes into the hole with fingertip pressure, no tools
Use	Closes unused holes in panels and chassis for a neat finish
Compliance	RoHS

CODE	DESCRIPTION	PACK
HP8	UV Black Hole Plug 7.8mm, Low Smoke Halogen Free	Pack of 100
HP10	UV Black Hole Plug 9.5mm, Low Smoke Halogen Free	Pack of 100
HP13	UV Black Hole Plug 12.7mm, Low Smoke Halogen Free	Pack of 100
HP16	UV Black Hole Plug 15.9mm, Low Smoke Halogen Free	Pack of 100
HP19	UV Black Hole Plug 19mm, Low Smoke Halogen Free	Pack of 100
HP25	UV Black Hole Plug 25mm, Low Smoke Halogen Free	Pack of 100
HP38	UV Black Hole Plug 38mm, Low Smoke Halogen Free	Pack of 100



GLANDS & CABLE ENTRY

Conduit bushes

4 codes · Sold individually

CODE	DESCRIPTION	PACK
30260	25mm Conduit Male/Female Complete Bushes 1pc	Each
30261	32mm Conduit Male/Female Complete Bushes 1pc	Each
30262	40mm Conduit Male/Female Complete Bushes 1pc	Each
30263	50mm Conduit Male/Female Complete Bushes 1pc	Each



GLANDS & CABLE ENTRY

Edge grommet strip (moveable bushing)

2 codes · Reels

CODE	DESCRIPTION	PACK
MB016	Opaque Moveable Bushing 1.0-1.6mm length 10 m	Reel
MB024	Opaque Moveable Bushing 1.6-2.4mm length 10 m	Reel

05

Heatshrink

Low Smoke Halogen Free thin wall heatshrink in 1.2 m lengths and reels, adhesive-lined dual and medium wall tubing, and adhesive-lined end caps.

Matching lugs, heatshrink and glands: see the selection guide on page 55.

Bus bar heatshrink chart for switchboard builders: see page 54.



Thin Wall Heatshrink, 1.2 m Lengths	65 codes	32
Thin Wall Heatshrink Reels	75 codes	34
Adhesive-lined dual wall	5 codes	36
Adhesive-lined medium wall	11 codes	37
Adhesive-lined end caps	7 codes	37



HEATSHRINK

Thin Wall Heatshrink, 1.2 m Lengths

65 codes · Supplied I.D. 3 mm to 70 mm · 6 colours · 1.2 m lengths

LOW SMOKE HALOGEN FREE

SIZE CHART · FIND YOUR SIZE, READ OFF THE CODE

Supplied I.D. (mm) Colour →	Lay flat	Red	White	Blue	Black	Clear	Green/Yellow
3 mm	–	HSL3R	HSL3W	HSL3BL	HSL3BK	HSL3CL	HSL3GY
5 mm	8mm	HSL5R	HSL5W	HSL5BL	HSL5BK	HSL5CL	HSL5GY
7 mm	12mm	HSL7R	HSL7W	HSL7BL	HSL7BK	HSL7CL	HSL7GY
10 mm	16mm	HSL10R	HSL10W	HSL10BL	HSL10BK	HSL10CL	HSL10GY
13 mm	20mm	HSL13R	HSL13W	HSL13BL	HSL13BK	HSL13CL	HSL13GY
16 mm	25mm	HSL16R	HSL16W	HSL16BL	HSL16BK	HSL16CL	HSL16GY
20 mm	30mm	HSL20R	HSL20W	HSL20BL	HSL20BK	HSL20CL	HSL20GY
25 mm	40mm	HSL25R	HSL25W	HSL25BL	HSL25BK	HSL25CL	HSL25GY
38 mm	60mm	HSL38R	HSL38W	HSL38BL	HSL38BK	HSL38CL	HSL38GY
50 mm	80mm	HSL50R	HSL50W	HSL50BL	HSL50BK	HSL50CL	HSL50GY
70 mm	110mm	HSL70R	HSL70W	HSL70BL	HSL70BK	HSL70CL	–

CODE	DESCRIPTION	LAY FLAT WIDTH	PACK
HSL3R	Red Heatshrink supplied I.D. 3mm after shrink 1.5mm 1.2 m, Low Smoke Halogen Free	–	1.2 m length
HSL3W	White Heatshrink supplied I.D. 3mm after shrink 1.5mm 1.2 m, Low Smoke Halogen Free	–	1.2 m length
HSL3BL	Blue Heatshrink supplied I.D. 3mm after shrink 1.5mm 1.2 m, Low Smoke Halogen Free	–	1.2 m length
HSL3BK	Black Heatshrink supplied I.D. 3mm after shrink 1.5mm 1.2 m, Low Smoke Halogen Free	–	1.2 m length
HSL3CL	Clear Heatshrink supplied I.D. 3mm after shrink 1.5mm 1.2 m, Low Smoke Halogen Free	–	1.2 m length
HSL3GY	Green/Yellow Stripe Heatshrink supplied I.D. 3mm after shrink 1.5mm 1.2 m, Low Smoke Halogen Free	–	1.2 m length
HSL5R	Red Heatshrink supplied I.D. 5mm after shrink 2.5mm 1.2 m, Low Smoke Halogen Free	8mm	1.2 m length
HSL5W	White Heatshrink supplied I.D. 5mm after shrink 2.5mm 1.2 m, Low Smoke Halogen Free	8mm	1.2 m length
HSL5BL	Blue Heatshrink supplied I.D. 5mm after shrink 2.5mm 1.2 m, Low Smoke Halogen Free	8mm	1.2 m length
HSL5BK	Black Heatshrink supplied I.D. 5mm after shrink 2.5mm 1.2 m, Low Smoke Halogen Free	8mm	1.2 m length
HSL5CL	Clear Heatshrink supplied I.D. 5mm after shrink 2.5mm 1.2 m, Low Smoke Halogen Free	8mm	1.2 m length
HSL5GY	Green/Yellow Stripe Heatshrink supplied I.D. 5mm after shrink 2.5mm 1.2 m, Low Smoke Halogen Free	8mm	1.2 m length
HSL7R	Red Heatshrink supplied I.D. 7mm after shrink 3.5mm 1.2 m, Low Smoke Halogen Free	12mm	1.2 m length
HSL7W	White Heatshrink supplied I.D. 7mm after shrink 3.5mm 1.2 m, Low Smoke Halogen Free	12mm	1.2 m length
HSL7BL	Blue Heatshrink supplied I.D. 7mm after shrink 3.5mm 1.2 m, Low Smoke Halogen Free	12mm	1.2 m length
HSL7BK	Black Heatshrink supplied I.D. 7mm after shrink 3.5mm 1.2 m, Low Smoke Halogen Free	12mm	1.2 m length
HSL7CL	Clear Heatshrink supplied I.D. 7mm after shrink 3.5mm 1.2 m, Low Smoke Halogen Free	12mm	1.2 m length
HSL7GY	Green/Yellow Stripe Heatshrink supplied I.D. 7mm after shrink 3.5mm 1.2 m, Low Smoke Halogen Free	12mm	1.2 m length
HSL10R	Red Heatshrink supplied I.D. 10mm after shrink 5mm 1.2 m, Low Smoke Halogen Free	16mm	1.2 m length
HSL10W	White Heatshrink supplied I.D. 10mm after shrink 5mm 1.2 m, Low Smoke Halogen Free	16mm	1.2 m length
HSL10BL	Blue Heatshrink supplied I.D. 10mm after shrink 5mm 1.2 m, Low Smoke Halogen Free	16mm	1.2 m length
HSL10BK	Black Heatshrink supplied I.D. 10mm after shrink 5mm 1.2 m, Low Smoke Halogen Free	16mm	1.2 m length

CODE	DESCRIPTION	LAY FLAT WIDTH	PACK
HSL10CL	Clear Heatshrink supplied I.D. 10mm after shrink 5mm 1.2 m, Low Smoke Halogen Free	16mm	1.2 m length
HSL10GY	Green/Yellow Stripe Heatshrink supplied I.D. 10mm after shrink 5mm 1.2 m, Low Smoke Halogen Free	16mm	1.2 m length
HSL13R	Red Heatshrink supplied I.D. 13mm after shrink 6.5mm 1.2 m, Low Smoke Halogen Free	20mm	1.2 m length
HSL13W	White Heatshrink supplied I.D. 13mm after shrink 6.5mm 1.2 m, Low Smoke Halogen Free	20mm	1.2 m length
HSL13BL	Blue Heatshrink supplied I.D. 13mm after shrink 6.5mm 1.2 m, Low Smoke Halogen Free	20mm	1.2 m length
HSL13BK	Black Heatshrink supplied I.D. 13mm after shrink 6.5mm 1.2 m, Low Smoke Halogen Free	20mm	1.2 m length
HSL13CL	Clear Heatshrink supplied I.D. 13mm after shrink 6.5mm 1.2 m, Low Smoke Halogen Free	20mm	1.2 m length
HSL13GY	Green/Yellow Stripe Heatshrink supplied I.D. 13mm after shrink 6.5mm 1.2 m, Low Smoke Halogen Free	20mm	1.2 m length
HSL16R	Red Heatshrink supplied I.D. 16mm after shrink 8mm 1.2 m, Low Smoke Halogen Free	25mm	1.2 m length
HSL16W	White Heatshrink supplied I.D. 16mm after shrink 8mm 1.2 m, Low Smoke Halogen Free	25mm	1.2 m length
HSL16BL	Blue Heatshrink supplied I.D. 16mm after shrink 8mm 1.2 m, Low Smoke Halogen Free	25mm	1.2 m length
HSL16BK	Black Heatshrink supplied I.D. 16mm after shrink 8mm 1.2 m, Low Smoke Halogen Free	25mm	1.2 m length
HSL16CL	Clear Heatshrink supplied I.D. 16mm after shrink 8mm 1.2 m, Low Smoke Halogen Free	25mm	1.2 m length
HSL16GY	Green/Yellow Stripe Heatshrink supplied I.D. 16mm after shrink 8mm 1.2 m, Low Smoke Halogen Free	25mm	1.2 m length
HSL20R	Red Heatshrink supplied I.D. 20mm after shrink 10mm 1.2 m, Low Smoke Halogen Free	30mm	1.2 m length
HSL20W	White Heatshrink supplied I.D. 20mm after shrink 10mm 1.2 m, Low Smoke Halogen Free	30mm	1.2 m length
HSL20BL	Blue Heatshrink supplied I.D. 20mm after shrink 10mm 1.2 m, Low Smoke Halogen Free	30mm	1.2 m length
HSL20BK	Black Heatshrink supplied I.D. 20mm after shrink 10mm 1.2 m, Low Smoke Halogen Free	30mm	1.2 m length
HSL20CL	Clear Heatshrink supplied I.D. 20mm after shrink 10mm 1.2 m, Low Smoke Halogen Free	30mm	1.2 m length
HSL20GY	Green/Yellow Stripe Heatshrink supplied I.D. 20mm after shrink 10mm 1.2 m, Low Smoke Halogen Free	30mm	1.2 m length
HSL25R	Red Heatshrink supplied I.D. 25mm after shrink 12.5mm 1.2 m, Low Smoke Halogen Free	40mm	1.2 m length
HSL25W	White Heatshrink supplied I.D. 25mm after shrink 12.5mm 1.2 m, Low Smoke Halogen Free	40mm	1.2 m length
HSL25BL	Blue Heatshrink supplied I.D. 25mm after shrink 12.5mm 1.2 m, Low Smoke Halogen Free	40mm	1.2 m length
HSL25BK	Black Heatshrink supplied I.D. 25mm after shrink 12.5mm 1.2 m, Low Smoke Halogen Free	40mm	1.2 m length
HSL25CL	Clear Heatshrink supplied I.D. 25mm after shrink 12.5mm 1.2 m, Low Smoke Halogen Free	40mm	1.2 m length
HSL25GY	Green/Yellow Stripe Heatshrink supplied I.D. 25mm after shrink 12.5mm 1.2 m, Low Smoke Halogen Free	40mm	1.2 m length
HSL38R	Red Heatshrink supplied I.D. 38mm after shrink 19mm 1.2 m, Low Smoke Halogen Free	60mm	1.2 m length
HSL38W	White Heatshrink supplied I.D. 38mm after shrink 19mm 1.2 m, Low Smoke Halogen Free	60mm	1.2 m length
HSL38BL	Blue Heatshrink supplied I.D. 38mm after shrink 19mm 1.2 m, Low Smoke Halogen Free	60mm	1.2 m length
HSL38BK	Black Heatshrink supplied I.D. 38mm after shrink 19mm 1.2 m, Low Smoke Halogen Free	60mm	1.2 m length
HSL38CL	Clear Heatshrink supplied I.D. 38mm after shrink 19mm 1.2 m, Low Smoke Halogen Free	60mm	1.2 m length
HSL38GY	Green/Yellow Stripe Heatshrink supplied I.D. 38mm after shrink 19mm 1.2 m, Low Smoke Halogen Free	60mm	1.2 m length
HSL50R	Red Heatshrink supplied I.D. 50mm after shrink 25mm 1.2 m, Low Smoke Halogen Free	80mm	1.2 m length
HSL50W	White Heatshrink supplied I.D. 50mm after shrink 25mm 1.2 m, Low Smoke Halogen Free	80mm	1.2 m length
HSL50BL	Blue Heatshrink supplied I.D. 50mm after shrink 25mm 1.2 m, Low Smoke Halogen Free	80mm	1.2 m length
HSL50BK	Black Heatshrink supplied I.D. 50mm after shrink 25mm 1.2 m, Low Smoke Halogen Free	80mm	1.2 m length
HSL50CL	Clear Heatshrink supplied I.D. 50mm after shrink 25mm 1.2 m, Low Smoke Halogen Free	80mm	1.2 m length

CODE	DESCRIPTION	LAY FLAT WIDTH	PACK
HSL50GY	Green/Yellow Heatshrink supplied I.D. 50mm after shrink 25mm 1.2 m, Low Smoke Halogen Free	80mm	1.2 m length
HSL70R	Red Heatshrink supplied I.D. 70mm after shrink 35mm 1.2 m, Low Smoke Halogen Free	110mm	1.2 m length
HSL70W	White Heatshrink supplied I.D. 70mm after shrink 35mm 1.2 m, Low Smoke Halogen Free	110mm	1.2 m length
HSL70BL	Blue Heatshrink supplied I.D. 70mm after shrink 35mm 1.2 m, Low Smoke Halogen Free	110mm	1.2 m length
HSL70BK	Black Heatshrink supplied I.D. 70mm after shrink 35mm 1.2 m, Low Smoke Halogen Free	110mm	1.2 m length
HSL70CL	Clear Heatshrink supplied I.D. 70mm after shrink 35mm 1.2 m, Low Smoke Halogen Free	110mm	1.2 m length



HEATSHRINK

Thin Wall Heatshrink Reels

75 codes · Supplied I.D. 3 mm to 125 mm · 6 colours · Reels

LOW SMOKE HALOGEN FREE

SIZE CHART · FIND YOUR SIZE, READ OFF THE CODE

Supplied I.D. (mm) Colour →	Lay flat	Red	White	Blue	Black	Clear	Green/Yellow
3 mm	–	HS3R	HS3W	HS3BL	HS3BK	HS3CL	HS3GY
5 mm	8mm	HS5R	HS5W	HS5BL	HS5BK	HS5CL	HS5GY
7 mm	12mm	HS7R	HS7W	HS7BL	HS7BK	HS7CL	HS7GY
10 mm	16mm	HS10R	HS10W	HS10BL	HS10BK	HS10CL	HS10GY
13 mm	20mm	HS13R	HS13W	HS13BL	HS13BK	HS13CL	HS13GY
16 mm	25mm	HS16R	HS16W	HS16BL	HS16BK	HS16CL	HS16GY
20 mm	30mm	HS20R	HS20W	HS20BL	HS20BK	HS20CL	HS20GY
25 mm	40mm	HS25R	HS25W	HS25BL	HS25BK	HS25CL	HS25GY
40 mm	60mm	HS40R	HS40W	HS40BL	HS40BK	HS40CL	HS40GY
50 mm	80mm	HS50R	HS50W	HS50BL	HS50BK	HS50CL	HS50GY
76 mm	125mm	HS76R	HS76W	HS76BL	HS76BK	HS76CL	–
100 mm	160mm	HS100R	HS100W	HS100BL	HS100BK	HS100CL	–
125 mm	196mm	HS125R	HS125W	HS125BL	HS125BK	HS125CL	–

CODE	DESCRIPTION	LAY FLAT WIDTH	PACK
HS3R	Red Heatshrink supplied I.D. 3mm after shrink 1.5mm 200 m, Low Smoke Halogen Free	–	Reel
HS3W	White Heatshrink supplied I.D. 3mm after shrink 1.5mm 200 m, Low Smoke Halogen Free	–	Reel
HS3BL	Blue Heatshrink supplied I.D. 3mm after shrink 1.5mm 200 m, Low Smoke Halogen Free	–	Reel
HS3BK	Black Heatshrink supplied I.D. 3mm after shrink 1.5mm 400 m, Low Smoke Halogen Free	–	Reel
HS3CL	Clear Heatshrink supplied I.D. 3mm after shrink 1.5mm 400 m, Low Smoke Halogen Free	–	Reel
HS3GY	Green/Yellow Heatshrink supplied I.D. 3mm after shrink 1.5mm 200 m, Low Smoke Halogen Free	–	Reel
HS5R	Red Heatshrink supplied I.D. 5mm after shrink 2.5mm 100 m, Low Smoke Halogen Free	8mm	Reel
HS5W	White Heatshrink supplied I.D. 5mm after shrink 2.5mm 100 m, Low Smoke Halogen Free	8mm	Reel
HS5BL	Blue Heatshrink supplied I.D. 5mm after shrink 2.5mm 100 m, Low Smoke Halogen Free	8mm	Reel
HS5BK	Black Heatshrink supplied I.D. 5mm after shrink 2.5mm 100 m, Low Smoke Halogen Free	8mm	Reel
HS5CL	Clear Heatshrink supplied I.D. 5mm after shrink 2.5mm 100 m, Low Smoke Halogen Free	8mm	Reel

CODE	DESCRIPTION	LAY FLAT WIDTH	PACK
HS5GY	Green/Yellow Heatshrink supplied I.D. 5mm after shrink 2.5mm 100 m, Low Smoke Halogen Free	8mm	Reel
HS7R	Red Heatshrink supplied I.D. 7mm after shrink 3.5mm 100 m, Low Smoke Halogen Free	12mm	Reel
HS7W	White Heatshrink supplied I.D. 7mm after shrink 3.5mm 100 m, Low Smoke Halogen Free	12mm	Reel
HS7BL	Blue Heatshrink supplied I.D. 7mm after shrink 3.5mm 100 m, Low Smoke Halogen Free	12mm	Reel
HS7BK	Black Heatshrink supplied I.D. 7mm after shrink 3.5mm 100 m, Low Smoke Halogen Free	12mm	Reel
HS7CL	Clear Heatshrink supplied I.D. 7mm after shrink 3.5mm 100 m, Low Smoke Halogen Free	12mm	Reel
HS7GY	Green/Yellow Heatshrink supplied I.D. 7mm after shrink 3.5mm 100 m, Low Smoke Halogen Free	12mm	Reel
HS10R	Red Heatshrink supplied I.D. 10mm after shrink 5mm 100 m, Low Smoke Halogen Free	16mm	Reel
HS10W	White Heatshrink supplied I.D. 10mm after shrink 5mm 100 m, Low Smoke Halogen Free	16mm	Reel
HS10BL	Blue Heatshrink supplied I.D. 10mm after shrink 5mm 100 m, Low Smoke Halogen Free	16mm	Reel
HS10BK	Black Heatshrink supplied I.D. 10mm after shrink 5mm 100 m, Low Smoke Halogen Free	16mm	Reel
HS10CL	Clear Heatshrink supplied I.D. 10mm after shrink 5mm 100 m, Low Smoke Halogen Free	16mm	Reel
HS10GY	Green/Yellow Heatshrink supplied I.D. 10mm after shrink 5mm 100 m, Low Smoke Halogen Free	16mm	Reel
HS13R	Red Heatshrink supplied I.D. 13mm after shrink 6.5mm 100 m, Low Smoke Halogen Free	20mm	Reel
HS13W	White Heatshrink supplied I.D. 13mm after shrink 6.5mm 100 m, Low Smoke Halogen Free	20mm	Reel
HS13BL	Blue Heatshrink supplied I.D. 13mm after shrink 6.5mm 100 m, Low Smoke Halogen Free	20mm	Reel
HS13BK	Black Heatshrink supplied I.D. 13mm after shrink 6.5mm 100 m, Low Smoke Halogen Free	20mm	Reel
HS13CL	Clear Heatshrink supplied I.D. 13mm after shrink 6.5mm 100 m, Low Smoke Halogen Free	20mm	Reel
HS13GY	Green/Yellow Heatshrink supplied I.D. 13mm after shrink 6.5mm 100 m, Low Smoke Halogen Free	20mm	Reel
HS16R	Red Heatshrink supplied I.D. 16mm after shrink 8mm 100 m, Low Smoke Halogen Free	25mm	Reel
HS16W	White Heatshrink supplied I.D. 16mm after shrink 8mm 100 m, Low Smoke Halogen Free	25mm	Reel
HS16BL	Blue Heatshrink supplied I.D. 16mm after shrink 8mm 100 m, Low Smoke Halogen Free	25mm	Reel
HS16BK	Black Heatshrink supplied I.D. 16mm after shrink 8mm 100 m, Low Smoke Halogen Free	25mm	Reel
HS16CL	Clear Heatshrink supplied I.D. 16mm after shrink 8mm 100 m, Low Smoke Halogen Free	25mm	Reel
HS16GY	Green/Yellow Heatshrink supplied I.D. 16mm after shrink 8mm 100 m, Low Smoke Halogen Free	25mm	Reel
HS20R	Red Heatshrink supplied I.D. 20mm after shrink 10mm 100 m, Low Smoke Halogen Free	30mm	Reel
HS20W	White Heatshrink supplied I.D. 20mm after shrink 10mm 100 m, Low Smoke Halogen Free	30mm	Reel
HS20BL	Blue Heatshrink supplied I.D. 20mm after shrink 10mm 100 m, Low Smoke Halogen Free	30mm	Reel
HS20BK	Black Heatshrink supplied I.D. 20mm after shrink 10mm 100 m, Low Smoke Halogen Free	30mm	Reel
HS20CL	Clear Heatshrink supplied I.D. 20mm after shrink 10mm 100 m, Low Smoke Halogen Free	30mm	Reel
HS20GY	Green/Yellow Heatshrink supplied I.D. 20mm after shrink 10mm 100 m, Low Smoke Halogen Free	30mm	Reel
HS25R	Red Heatshrink supplied I.D. 25mm after shrink 12.5mm 50 m, Low Smoke Halogen Free	40mm	Reel
HS25W	White Heatshrink supplied I.D. 25mm after shrink 12.5mm 50 m, Low Smoke Halogen Free	40mm	Reel
HS25BL	Blue Heatshrink supplied I.D. 25mm after shrink 12.5mm 50 m, Low Smoke Halogen Free	40mm	Reel
HS25BK	Black Heatshrink supplied I.D. 25mm after shrink 12.5mm 50 m, Low Smoke Halogen Free	40mm	Reel
HS25CL	Clear Heatshrink supplied I.D. 25mm after shrink 12.5mm 50 m, Low Smoke Halogen Free	40mm	Reel
HS25GY	Green/Yellow Heatshrink supplied I.D. 25mm after shrink 12.5mm 50 m, Low Smoke Halogen Free	40mm	Reel

CODE	DESCRIPTION	LAY FLAT WIDTH	PACK
HS40R	Red Heatshrink supplied I.D. 40mm after shrink 19mm 50 m, Low Smoke Halogen Free	60mm	Reel
HS40W	White Heatshrink supplied I.D. 40mm after shrink 19mm 50 m, Low Smoke Halogen Free	60mm	Reel
HS40BL	Blue Heatshrink supplied I.D. 40mm after shrink 19mm 50 m, Low Smoke Halogen Free	60mm	Reel
HS40BK	Black Heatshrink supplied I.D. 40mm after shrink 19mm 50 m, Low Smoke Halogen Free	60mm	Reel
HS40CL	Clear Heatshrink supplied I.D. 40mm after shrink 19mm 50 m, Low Smoke Halogen Free	60mm	Reel
HS40GY	Green/Yellow Heatshrink supplied I.D. 40mm after shrink 19mm 50 m, Low Smoke Halogen Free	60mm	Reel
HS50R	Red Heatshrink supplied I.D. 50mm after shrink 25mm 25 m, Low Smoke Halogen Free	80mm	Reel
HS50W	White Heatshrink supplied I.D. 50mm after shrink 25mm 25 m, Low Smoke Halogen Free	80mm	Reel
HS50BL	Blue Heatshrink supplied I.D. 50mm after shrink 25mm 25 m, Low Smoke Halogen Free	80mm	Reel
HS50BK	Black Heatshrink supplied I.D. 50mm after shrink 25mm 25 m, Low Smoke Halogen Free	80mm	Reel
HS50CL	Clear Heatshrink supplied I.D. 50mm after shrink 25mm 25 m, Low Smoke Halogen Free	80mm	Reel
HS50GY	Green/Yellow Heatshrink supplied I.D. 50mm after shrink 25mm 25 m, Low Smoke Halogen Free	80mm	Reel
HS76R	Red Heatshrink supplied I.D. 76mm after shrink 35mm 25 m, Low Smoke Halogen Free	125mm	Reel
HS76W	White Heatshrink supplied I.D. 76mm after shrink 35mm 25 m, Low Smoke Halogen Free	125mm	Reel
HS76BL	Blue Heatshrink supplied I.D. 76mm after shrink 35mm 25 m, Low Smoke Halogen Free	125mm	Reel
HS76BK	Black Heatshrink supplied I.D. 76mm after shrink 35mm 25 m, Low Smoke Halogen Free	125mm	Reel
HS76CL	Clear Heatshrink supplied I.D. 76mm after shrink 35mm 25 m, Low Smoke Halogen Free	125mm	Reel
HS100R	Red Heatshrink supplied I.D. 100mm after shrink 50mm 25 m, Low Smoke Halogen Free	160mm	Reel
HS100W	White Heatshrink supplied I.D. 100mm after shrink 50mm 25 m, Low Smoke Halogen Free	160mm	Reel
HS100BL	Blue Heatshrink supplied I.D. 100mm after shrink 50mm 25 m, Low Smoke Halogen Free	160mm	Reel
HS100BK	Black Heat-Shrink supplied I.D. 100mm after shrink 50mm, 25 m, Low Smoke Halogen Free	160mm	Reel
HS100CL	Clear Heatshrink supplied I.D. 100mm after shrink 50mm 25 m, Low Smoke Halogen Free	160mm	Reel
HS125R	Red Heatshrink supplied I.D. 125mm after shrink 62.5mm 25 m, Low Smoke Halogen Free	196mm	Reel
HS125W	White Heatshrink supplied I.D. 125mm after shrink 62.5mm 25 m, Low Smoke Halogen Free	196mm	Reel
HS125BL	Blue Heatshrink supplied I.D. 125mm after shrink 62.5mm 25 m, Low Smoke Halogen Free	196mm	Reel
HS125BK	Black Heatshrink supplied I.D. 125mm after shrink 62.5mm 25 m, Low Smoke Halogen Free	196mm	Reel
HS125CL	Clear Heatshrink supplied I.D. 125mm after shrink 62.5mm 25 m, Low Smoke Halogen Free	196mm	Reel



HEATSHRINK

Adhesive-lined dual wall

5 codes · 1.2 m lengths

ADHESIVE-LINED

CODE	DESCRIPTION	PACK
DWL8	Black Dual Wall Adhesive-lined Tubing supplied I.D. 8mm after shrink 2.6mm 1.2 m	1.2 m length
DWL12	Black Dual Wall Adhesive-lined Tubing supplied I.D. 12.7mm after shrink 4mm 1.2 m	1.2 m length
DWL19	Black Dual Wall Adhesive-lined Tubing supplied I.D. 19mm after shrink 6mm 1.2 m	1.2 m length
DWL24	Black Dual Wall Adhesive-lined Tubing supplied I.D. 24mm after shrink 8mm 1.2 m	1.2 m length
DWL40	Black Dual Wall Adhesive-lined Tubing supplied I.D. 40mm after shrink 13mm 1.2 m	1.2 m length



HEATSHRINK

Adhesive-lined medium wall

11 codes · 1.2 m lengths

ADHESIVE-LINED

CODE	DESCRIPTION	PACK
MWL19	Black Medium Wall Adhesive-lined Tubing supplied I.D. 19mm after shrink 6mm 1.2 m	1.2 m length
MWL22	Black Medium Wall Adhesive-lined Tubing supplied I.D. 22mm after shrink 6mm 1.2 m	1.2 m length
MWL30	Black Medium Wall Adhesive-lined Tubing supplied I.D. 30mm after shrink 8mm 1.2 m	1.2 m length
MWL33	Black Medium Wall Adhesive-lined Tubing supplied I.D. 33mm after shrink 10mm 1.2 m	1.2 m length
MWL40	Black Medium Wall Adhesive-lined Tubing supplied I.D. 40mm after shrink 12mm 1.2 m	1.2 m length
MWL50	Black Medium Wall Adhesive-lined Tubing supplied I.D. 50mm after shrink 16mm 1.2 m	1.2 m length
MWL60	Black Medium Wall Adhesive-lined Tubing supplied I.D. 60mm after shrink 20mm 1.2 m	1.2 m length
MWL75	Black Medium Wall Adhesive-lined Tubing supplied I.D. 75mm after shrink 22mm 1.2 m	1.2 m length
MWL80	Black Medium Wall Adhesive-lined Tubing supplied I.D. 80mm after shrink 26mm 1.2 m	1.2 m length
MWL95	Black Medium Wall Adhesive-lined Tubing supplied I.D. 95mm after shrink 25mm 1.2 m	1.2 m length
MWL105	Black Medium Wall Adhesive-lined Tubing supplied I.D. 105mm after shrink 30mm 1.2 m	1.2 m length



HEATSHRINK

Adhesive-lined end caps

7 codes · Sold individually

ADHESIVE-LINED

CODE	DESCRIPTION	PACK
EC14	Black Adhesive-lined End Caps supplied I.D. 14mm after shrink 4.5mm	Each
EC25	Black Adhesive-lined End Caps supplied I.D. 25mm after shrink 8mm	Each
EC40	Black Adhesive-lined End Caps supplied I.D. 40mm after shrink 15mm	Each
EC55	Black Adhesive-lined End Caps supplied I.D. 55mm after shrink 25mm	Each
EC75	Black Adhesive-lined End Caps supplied I.D. 75mm after shrink 32mm	Each
EC100	Black Adhesive-lined End Caps supplied I.D. 100mm after shrink 40mm	Each
EC130	Black Adhesive-lined End Caps supplied I.D. 130mm after shrink 63mm	Each

06

Wiring Accessories

Surface sockets and plug bases, screw connectors, junction boxes, terminal strips, spiral wrap, girder clips and mounting brackets.

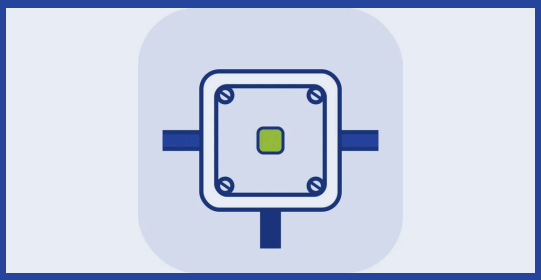

Surface Sockets & Plug Bases	2 codes	39
Screw Connectors	4 codes	39
Junction Boxes	2 codes	39
Terminal Strips	4 codes	39
Spiral Wrap	9 codes	40
Girder Clips	3 codes	40
Mounting Brackets	2 codes	40



WIRING ACCESSORIES

Surface Sockets & Plug Bases

2 codes · Sold individually

CODE	DESCRIPTION	PACK
QC	Quick Connect Surface Socket	Each
PB1	Single Surface Socket Base	Each



WIRING ACCESSORIES

Screw Connectors

4 codes · Packs of 100 or 50; some codes sold individually

CODE	DESCRIPTION	PACK
SC1	Screw Connector 1 screw	Pack of 100
SC2	Screw Connector 2 screw	Pack of 50
SC16	Double Screw Connectors, 2 x 16mm^2 Cables	Each
SC35	Double Screw Connectors, 2 x 35mm^2 Cables	Each

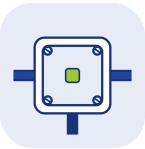

WIRING ACCESSORIES

Junction Boxes

2 codes · Sold individually

CODE	DESCRIPTION	PACK
JBS/4	Small Junction Box with Connectors	Each
JBL/4	Large Junction Box With Connectors	Each



WIRING ACCESSORIES

Terminal Strips

4 codes · Packs of 5; some codes sold individually

CODE	DESCRIPTION	PACK
TS-1.5	12 way Terminal Strip accepts 1.5mm^2 Cables 400 volts	Pack of 5
TS2.5	12 way Terminal Strip accepts 2.5mm^2 Cables 400 volts	Each
TS-6	12 way Terminal Strip accepts 4-6mm^2 Cables 600 volts	Each
TS-10	12 way Terminal Strip accepts 10mm^2 Cables 600 volts	Each



WIRING ACCESSORIES

Spiral Wrap

9 codes · Sold individually

CODE	DESCRIPTION	PACK
SW03	Natural Spiral Wrap I.D 2mm O.D. 3mm 50 m	Each
SW06	Natural Spiral Wrap I.D 4mm O.D. 6mm 10 m	Each
SW06B	Black Spiral Wrap I.D 4mm O.D. 6mm 10 m	Each
SW12	Natural Spiral Wrap I.D 9mm O.D. 12mm 10 m	Each
SW12B	Black Spiral Wrap I.D 9mm O.D. 12mm 10 m	Each
SW19	Natural Spiral Wrap I.D 15mm O.D. 19mm 10 m	Each
SW19B	Black Spiral Wrap I.D 15mm O.D. 19mm 10 m	Each
SW24	Natural Spiral Wrap I.D 20mm O.D. 24mm 10 m	Each
SW24B	Black Spiral Wrap I.D 20mm O.D. 24mm 10 m	Each



WIRING ACCESSORIES

Girder Clips

3 codes · Packs of 100

CODE	DESCRIPTION	PACK
GC0813	Girder Clips 8mm-13mm (1.2mm)	Pack of 100
GC1620	Girder Clips 16mm-20mm (1.2mm)	Pack of 100
GC2532	Girder Clips 25mm-32mm (1.2mm)	Pack of 100



WIRING ACCESSORIES

Mounting Brackets

2 codes · Packs of 25; some codes sold individually

CODE	DESCRIPTION	PACK
PB155	Plaster Mounting Bracket	Each
CB154	Clip Mounting Bracket	Pack of 25

07

Switchboard Building

Earth and neutral bars, insulated mounting feet, active and neutral links, stand-off insulators and DIN rail for switchboard builds.

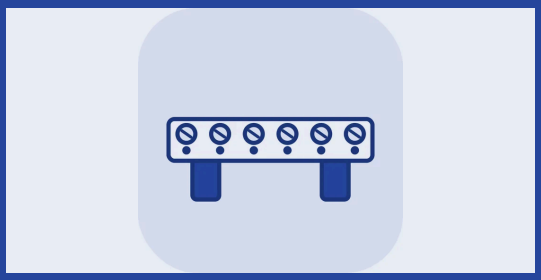

Earth & Neutral Bars	14 codes	42
Insulated Mounting Feet	1 code	42
Active & Neutral Links	18 codes	42
Stand-off Insulators	8 codes	43
DIN Rail	2 codes	43



SWITCHBOARD BUILDING

Earth & Neutral Bars

14 codes · Sold individually

CODE	DESCRIPTION	PACK
EC12006	6 Pole Earth/Neutral Bar 165A	Each
B12012	12 Pole Earth/Neutral Bar 165A	Each
B12018	18 Pole Earth/Neutral Bar 165A	Each
B12024	24 Pole Earth/Neutral Bar 165A	Each
B12030	30 Pole Earth/Neutral Bar 165A	Each
B12036	36 Pole Earth/Neutral Bar 165A	Each
B12042	42 Pole Earth/Neutral Bar 165A	Each
B12048	48 Pole Earth/Neutral Bar 165A	Each
B12054	54 Pole Earth/Neutral Bar 165A	Each
B12060	60 Pole Earth/Neutral Bar 165A	Each
B12072	72 Pole Earth/Neutral Bar 165A	Each
B12084	84 Pole Earth/Neutral Bar 165A	Each
B12096	96 Pole Earth/Neutral Bar 165A	Each
B12108	108 Pole Earth/Neutral Bar 165A	Each



SWITCHBOARD BUILDING

Insulated Mounting Feet

1 code · Sold individually

CODE	DESCRIPTION	PACK
ECIMF	Insulated Mounting Foot	Each



SWITCHBOARD BUILDING

Active & Neutral Links

18 codes · Sold individually

CODE	DESCRIPTION	PACK
140A/4T	Active Link 140A 4 hole Red	Each
140A/4TN	Neutral Link 140A 4 Hole Black	Each
100A/5	Active Link 100A 5 hole Red	Each
100A/5N	Neutral Link 100A 5 hole Black	Each
100A/7	Active Link 100A 7 hole Red	Each
100A/7N	Neutral Link 100A 7 hole Black	Each
100A/10	Active Link 100A 10 hole Red	Each
100A/10N	Neutral Link 100A 10 Hole Black	Each
100A/12	Active Link 100A 12 hole Red	Each
100A/12N	Neutral Link 100A 12 Hole Black	Each

CODE	DESCRIPTION	PACK
165A/7	Active Link 165A 7 Hole Red	Each
165A/7N	Neutral Link 165A 7 Hole Black	Each
165A/13	Active Link 165A 13 hole Red	Each
165A/13N	Neutral Link 165A 13 Hole Black	Each
350A/7	Active Link 350A 7 Hole Red	Each
350A/7N	Neutral Link 350A 7 Hole Black	Each
350A/13	Active Link 350A 13 hole Red	Each
350A/13N	Neutral Link 350A 13 hole Black	Each



SWITCHBOARD BUILDING

Stand-off Insulators

8 codes · Sold individually

CODE	DESCRIPTION	PACK
25-M6	Stand off Insulators Height 25 Thread M6	Each
30-M8	Stand off Insulators Height 30 Thread M8	Each
35-M8	Stand off Insulators Height 35 Thread M8	Each
35-M10	Stand off Insulators Height 35 Thread M10	Each
50-M8	Stand off Insulators Height 50 Thread M8	Each
50-M10	Stand off Insulators Height 50 Thread M10	Each
60-M12	Stand off Insulators Height 60 Thread M12	Each
76-M12	Stand off Insulators Height 76 Thread M12	Each



SWITCHBOARD BUILDING

DIN Rail

2 codes · Packs of 25

CODE	DESCRIPTION	PACK
DIN3515S	Slotted Din Rail Channel 35mm x 15mm High 2 m	Pack of 25
DIN3575S	Slotted Din Rail Channel 35mm x 7.5mm High 2 m	Pack of 25

08

Tape

PVC insulation tape, self-amalgamating tape, warning and barrier tape, duct tape and double-sided tape.



PVC insulation tape	7 codes	45
Self-amalgamating tape	1 code	45
Warning & barrier tape	1 code	46
Duct tape	1 code	46
Double-sided tape	2 codes	46



TAPE

PVC insulation tape

7 codes · Packs of 10

Backing	PVC
Thickness	0.15mm
Width	19mm
Length	20m
Operating temperature	0 to 80°C
Voltage rating	600V
Adhesion to steel (180°)	≥ 0.35 kgf/25mm
Adhesion to backing (180°)	≥ 0.35 kgf/25mm
Tensile strength	≥ 6 kgf/25mm
Elongation	≥ 100%
Test method	ASTM D1000

CODE	DESCRIPTION	COLOUR	PACK
PVCTRBW	Rainbow PVC Electrical Tape 20m x 19mm x 0.15mm	3 black, 2 red, 2 white, 2 blue, 1 green/yellow	Pack of 10
PVCTR	Red PVC Electrical Tape 20m x 19mm x 0.15mm	Red	Pack of 10
PVCTW	White PVC Electrical Tape 20m x 19mm x 0.15mm	White	Pack of 10
PVCTBL	Blue PVC Electrical Tape 20m x 19mm x 0.15mm	Blue	Pack of 10
PVCTBK	Black PVC Electrical Tape 20m x 19mm x 0.15mm	Black	Pack of 10
PVCTOR	Orange PVC Electrical Tape 20m x 19mm x 0.15mm	Orange	Pack of 10
PVCTGY	Green/Yellow PVC Electrical Tape 20m x 19mm x 0.15mm	Green/yellow stripe	Pack of 10



TAPE

Self-amalgamating tape

1 code · Sold individually

Material	EPR insulation rubber, black
Adhesive	None: fuses to itself over a period of hours
Liner	White release liner, one side
Thickness	0.76mm ±10%
Tensile strength	≥ 1.2 kgf/19mm
Elongation	≥ 600%
Dielectric breakdown	≥ 20 kV/mm
Self-fusing	Pass (ASTM D119)
Test method	ASTM D1000, ASTM D119

CODE	DESCRIPTION	PACK
EPR Tape	EPR Self-Amalgamating Tape - 0.76mmx19mmx10 m	Each



TAPE

Warning & barrier tape

1 code · Sold individually

Backing	OPP (polypropylene) film
Film colour	Yellow
Print	Black
Adhesive	Transparent
Width	38mm
Length	50m
Core	77mm paper core

CODE	DESCRIPTION	PACK
CTCW-TAPE	Caution Temporary Construction Wiring Tape 38mm x 50 m	Each



TAPE

Duct tape

1 code · Sold individually

Backing	Plasticised PVC film
Adhesive	Rubber-resin
Thickness	0.120mm ±10%
Tensile strength	≥ 5 kgf/25mm
Elongation	≥ 100%
Adhesion to steel	≥ 0.35 kgf/25mm
Unwind force	≤ 800 gf/25mm
Test method	ASTM D1000

CODE	DESCRIPTION	PACK
DUCT	Silver Duct Tape 30m x 48mm	Each



TAPE

Double-sided tape

2 codes · Sold individually

CODE	DESCRIPTION	PACK
DST12	Double Sided Tape 10m x 12mm	Each
DST18	Double Sided Tape 10m x 18mm	Each

09

Crimping & Cutting Tools

Ratchet crimpers for terminals and ferrules, lug crimpers, cable and conduit cutters, cable tie guns, wire strippers and bending springs.



Ratchet crimpers for terminals & ferrules	7 codes	48
Lug crimpers	6 codes	48
Cable cutters	6 codes	48
Conduit cutters	1 code	49
Cable tie guns & spares	6 codes	49
Wire strippers	1 code	49
Bending springs	2 codes	49



CRIMPING & CUTTING TOOLS

Ratchet crimpers for terminals & ferrules

7 codes · Sold individually

CODE	DESCRIPTION	PACK
PRE0560	Pre Insulated Ratchet Crimper Terminal Type R, B, Y PRE-INS	Each
BLC2.5	Pre Insulated Bootlace Ratchet Crimper	Each
BLC4	Pre Insulated Bootlace Ratchet Crimper 0.5-4mm	Each
BLC6	Pre Insulated Bootlace Ratchet Crimper 0.25-6mm	Each
BLC16	Pre Insulated Bootlace Ratchet Crimper 6-16mm	Each
BLC35	Pre Insulated Bootlace Ratchet Crimper	Each
BLC50	Pre Insulated Bootlace Crimper 10-50mm	Each



CRIMPING & CUTTING TOOLS

Lug crimpers

6 codes · Sold individually

CODE	DESCRIPTION	PACK
IC10	Copper Lug Crimper	Each
HX10	Copper Lug Crimper Hex Type 2.5mm-10mm	Each
HX50	Copper Lug Crimper Hex Type 6mm-50mm	Each
HX120	Copper Lug Crimper Hex Type 10mm-120mm	Each
HX150	Copper Lug Crimper Hex Type 25mm-150mm	Each
HX240	Copper Lug Crimper Hex Type 70mm-240mm	Each



CRIMPING & CUTTING TOOLS

Cable cutters

6 codes · Sold individually

CODE	DESCRIPTION	PACK
K683/T	Ratchet Cable Cutter - Up to 300mm	Each
K684/T	Ratchet Cable Cutter - Up To 500mm	Each
CC60	Cable Cutter	Each
CC125	Cable Cutter	Each
CC250	Parrot Beak Cable Cutter up to 250mm2	Each
CC500	Parrot Beak Cable Cutter up to 500mm2	Each



CRIMPING & CUTTING TOOLS

Conduit cutters

1 code · Sold individually

CODE	DESCRIPTION	PACK
CC42	Conduit Cutters	Each



CRIMPING & CUTTING TOOLS

Cable tie guns & spares

6 codes · Sold individually

CODE	DESCRIPTION	PACK
CTG4.8	Nylon Cable Tie Gun Automatic Cut Off	Each
CTG9	Nylon Cable Tie Gun To Suit Up To 9mm	Each
CTG13	Nylon Cable Tie Gun Manual Cut Off	Each
CTGSS-M	Stainless Steel Cable Tie Gun Manual Cut Off	Each
CTGSS	Stainless Steel Cable Tie Gun Automatic Cut Off	Each
CTGSS-GRIPS	Replacement Grip Set For CTGSS	Each



CRIMPING & CUTTING TOOLS

Wire strippers

1 code · Sold individually

CODE	DESCRIPTION	PACK
WS6	Wire Strippers	Each



CRIMPING & CUTTING TOOLS

Bending springs

2 codes · Sold individually

CODE	DESCRIPTION	PACK
BS20	Bending Spring 20mm	Each
BS25	Bending Spring 25mm	Each

Code index

All 602 codes in A–Z order, with the page each one is on.

25-M6 43
30-M8 43
35-M8 43
35-M10 43
50-M8 43
50-M10 43
60-M12 43
76-M12 43
100A/5 42
100A/5N 42
100A/7 42
100A/7N 42
100A/10 42
100A/10N 42
100A/12 42
100A/12N 42
140A/4T 42
140A/4TN 42
165A/7 43
165A/7N 43
165A/13 43
165A/13N 43
350A/7 43
350A/7N 43
350A/13 43
350A/13N 43
30260 30
30261 30
30262 30
30263 30
AMB19 8
AMB19B 8
AMB25 8
AMB25B 8
B12012 42
B12018 42
B12024 42
B12030 42
B12036 42
B12042 42
B12048 42
B12054 42
B12060 42
B12072 42
B12084 42
B12096 42
B12108 42
BDF1-4 26
BDF2-5 26
BDM1-4 26
BDM2-5 26
BI0050 19
BI0075 19
BL0100 19
BL0150 19
BL0150L 19
BL0250 19
BL0250L 19
BL0400 19
BL0400L 19
BL0600 19
BL0600L 20
BL1000 20
BL1000L 20
BL1600 20
BL1600L 20
BL2500 20
BL2500L 20
BL3500 20
BL3500L 20
BL5000 20
BL7000 20
BL9500 20
BLC2.5 48
BLC4 48
BLC6 48
BLC16 48
BLC35 48
BLC50 48
BLT0075 20
BLT0100 20
BLT0150 20
BLT0250 20
BLT0400 21
BLT0600 21
BLT1000 21
BLT1600 21
BM25-10 17
BM35-10 17
BM35-12 17
BM50-10 17
BM70-10 17
BM95-10 17
BM120-10 17
BM150-10 17
BM185-12 17
BM240-12 17
BM300-12 17
BM400 17
BM500 17
BM630 17
BOWLK5W 6
BS20 49
BS25 49
BSV1 25
BSV2 25
BSV5 25
BSW1 25
BSW2 25
BSW5 25
CB154 40
CC42 49
CC60 48
CC125 48
CC250 48
CC500 48
CE1 26
CE2 26
CE5 26
CL1.5-4 12
CL1.5-5 12
CL1.5-6 12
CL1.5-8 12
CL2.5-4 12
CL2.5-5 12
CL2.5-6 12
CL2.5-8 12
CL4-5 12
CL4-6 12
CL4-8 13
CL4-10 13
CL6-5 13
CL6-6 13
CL6-8 13
CL6-10 13
CL10-6 13
CL10-8 13
CL10-10 13
CL10-12 13
CL16-6 13
CL16-8 13
CL16-10 13
CL16-12 13
CL25-6 13
CL25-8 13
CL25-10 13
CL25-12 13
CL35-6 13
CL35-8 13
CL35-10 13
CL35-12 13
CL50-8 13
CL50-10 13
CL50-12 13
CL70-8 13
CL70-10 13
CL70-12 13
CL95-8 13
CL95-10 13
CL95-12 13
CL120-10 13
CL120-12 13
CL150-10 13
CL150-12 13
CL185-10 13
CL185-12 13
CL240-10 13
CL240-12 13
CL240-16 13
CL300-12 13
CL300-16 13
CL400-12 14
CL400-16 14
CL500-12 14
CL500-16 14
CL630-12 14
CL630-16 14
CLCB35-6 15
CLCB50-10 15
CLCB70-6 15
CLCB70-10 15
CLCB95-8 15
CLCB95-10 15
CLCB120-8 15
CLCB120-10 15
CLCB120-12 15
CLCB150-10 15
CLCB185-10 15
CLCB240-10 15
CLCB240-12 15
CLCB300-10 15
CLCB300-12 15
CLCB400-BL 15
CLK1.5 14
CLK2.5 14
CLK4 14
CLK6 14
CLK10 14
CLK16 14
CLK25 14
CLK35 14
CLK50 14
CLK70 14
CLK95 14
CLK120 14
CLK150 14
CLK185 14
CLK240 14
CLK300 14
CLK400 14
CLK500 14
CLK630 14
CT100 4
CT100W 4
CT150 4
CT150W 4
CT200 5
CT200W 5
CT300W 6
CT310 5
CT310W 5
CT370 5
CT370W 5
CT380W 6
CT432 5
CT432W 5
CT550W 6
CT920 7
CT1220 7
CT1550 7
CTCW-TAPE 46
CTG4.8 49
CTG9 49
CTG13 49
CTGSS 49
CTGSS-GRIPS 49
CTGSS-M 49
CTP6 10
CTP9 10
DIN3515S 43
DIN3575S 43
DST12 46
DST18 46
DUCT 46
DWL8 36
DWL12 36
DWL19 36
DWL24 36
DWL40 36
EC14 37
EC25 37
EC40 37
EC55 37
EC75 37
EC100 37
EC130 37
EC12006 42
ECIMF 42
EPR Tape 45
FBD1-2.3L 24
FBD1-2.3S 24
FBD2-2.3L 24
FBD2-2.3S 24
GC0813 40
GC1620 40
GC2532 40
HP8 30
HP10 30
HP13 30
HP16 30
HP19 30
HP25 30
HP38 30
HS3BK 34
HS3BL 34
HS3CL 34
HS3GY 34
HS3R 34
HS3W 34
HS5BK 34
HS5BL 34
HS5CL 34
HS5GY 35
HS5R 34
HS5W 34
HS7BK 35
HS7BL 35
HS7CL 35
HS7GY 35
HS7R 35
HS7W 35
HS10BK 35
HS10BL 35
HS10CL 35
HS10GY 35

HS10R 35
HS10W 35
HS13BK 35
HS13BL 35
HS13CL 35
HS13GY 35
HS13R 35
HS13W 35
HS16BK 35
HS16BL 35
HS16CL 35
HS16GY 35
HS16R 35
HS16W 35
HS20BK 35
HS20BL 35
HS20CL 35
HS20GY 35
HS20R 35
HS20W 35
HS25BK 35
HS25BL 35
HS25CL 35
HS25GY 35
HS25R 35
HS25W 35
HS40BK 36
HS40BL 36
HS40CL 36
HS40GY 36
HS40R 36
HS40W 36
HS50BK 36
HS50BL 36
HS50CL 36
HS50GY 36
HS50R 36
HS50W 36
HS76BK 36
HS76BL 36
HS76CL 36
HS76R 36
HS76W 36
HS100BK 36
HS100BL 36
HS100CL 36
HS100R 36
HS100W 36
HS125BK 36
HS125BL 36
HS125CL 36
HS125R 36
HS125W 36
HSL3BK 32
HSL3BL 32
HSL3CL 32
HSL3GY 32
HSL3R 32
HSL3W 32
HSL5BK 32
HSL5BL 32
HSL5CL 32
HSL5GY 32
HSL5R 32
HSL5W 32
HSL7BK 32
HSL7BL 32
HSL7CL 32
HSL7GY 32
HSL7R 32
HSL7W 32
HSL10BK 32
HSL10BL 32
HSL10CL 33
HSL10GY 33
HSL10R 32
HSL10W 32
HSL13BK 33
HSL13BL 33
HSL13CL 33
HSL13GY 33
HSL13R 33
HSL13W 33
HSL16BK 33
HSL16BL 33
HSL16CL 33
HSL16GY 33
HSL16R 33
HSL16W 33
HSL20BK 33
HSL20BL 33
HSL20CL 33
HSL20GY 33
HSL20R 33
HSL20W 33
HSL25BK 33
HSL25BL 33
HSL25CL 33
HSL25GY 33
HSL25R 33
HSL25W 33
HSL38BK 33
HSL38BL 33
HSL38CL 33
HSL38GY 33
HSL38R 33
HSL38W 33
HSL50BK 33
HSL50BL 33
HSL50CL 33
HSL50GY 34
HSL50R 33
HSL50W 33
HSL70BK 34
HSL70BL 34
HSL70CL 34
HSL70R 34
HSL70W 34
HX10 48
HX50 48
HX120 48
HX150 48
HX240 48
IC10 48
JBL/4 39
JBS/4 39
K683/T 48
K684/T 48
LBD1-2.8 24
LBD2-2.8 24
LPLB25 16
LPLB35 16
LPLB50 16
LPLB70 16
LPLB95 16
LPLB120 16
LPLB150 16
LPLB185 16
LPLB240 16
LPLB300 16
LPLB400 16
LPLB500 16
LPLB630 16
MB016 30
MB024 30
MG12 28
MG16 28
MG20 28
MG25 28
MG32 28
MG40 28
MG50 28
MG63 28
MGP12 29
MGP16 29
MGP20 29
MGP25 29
MGP32 29
MGP40 29
MGP50 29
MGP63 29
MGP63L 29
MWL19 37
MWL22 37
MWL30 37
MWL33 37
MWL40 37
MWL50 37
MWL60 37
MWL75 37
MWL80 37
MWL95 37
MWL105 37
NG12 28
NG16 28
NG20 28
NG25 28
NG32 28
NG40 28
NG50 28
NG63 28
NG63S 28
PB1 39
PB155 40
PD1 24
PD2 24
PRE0560 48
PSBC22 17
PSBC24 17
PSBC25 17
PSBC26 17
PSBC28 17
PVCTBK 45
PVCTBL 45
PVCTGY 45
PVCTOR 45
PVCTR 45
PVCTRBW 45
PVCTW 45
QC 39
QDF1-6FN 25
QDF1-6P 25
QDF2-6FN 25
QDF2-6P 25
QDF5-6FN 25
QDM1-6 25
QDM2-6 25
RD1-4 22
RD1-5 22
RD1-6 22
RD1-8 22
RD1-10 22
RD2-4 22
RD2-5 22
RD2-6 22
RD2-8 22
RD2-10 22
RD2-12 23
RD5-5 23
RD5-6 23
RD5-8 23
RD5-10 23
RD5-12 23
RV1-4 22
RV1-5 22
RV1-6 22
RV1-8 22
RV1-10 22
RV2-4 22
RV2-5 22
RV2-6 22
RV2-8 22
RV2-10 22
RV2-12 22
RV5-5 23
RV5-6 23
RV5-8 23
RV5-10 23
RV5-12 23
SB13 29
SB19 29
SB26 29
SB30 29
SB32 29
SB38 29
SB45 29
SB50 29
SC1 39
SC2 39
SC16 39
SC35 39
SD1-3 23
SD1-4 23
SD1-5 23
SD2-3 24
SD2-4 24
SD2-5 24
SD2-6 24
SD5-4 24
SD5-5 24
SD5-6 24
SMB 9
SMBB 9
SMBBL 9
SMBL 9
SSCT200HD316 7
SSCT300HD316 7
SSCT360HD316 7
SSCT520HD316 7
SSCT200316 7
SSCT300316 7
SSCT360316 7
SSCT520316 7
SV1-3 23
SV1-4 23
SV1-5 23
SV2-3 23
SV2-4 24
SV2-5 24
SV2-6 24
SV5-4 24
SV5-5 24
SV5-6 24
SW03 40
SW06 40
SW06B 40
SW12 40
SW12B 40
SW19 40
SW19B 40
SW24 40
SW24B 40
TS-1.5 39
TS-6 39
TS-10 39
TS2.5 39
UBL0150 21
UBL0250 21
UBL0400 21
UBL0600 21
UBL1000 21
UBL1600 21
UBL2500 21
UBL3500 21
UBL5000 21
VR12 10
WS6 49

Notes

Notes

HEATSHRINK · FOR SWITCHBOARD BUILDERS

Bus Bar Heatshrink

Selection chart · Thin Wall Heatshrink Reels and Thin Wall Heatshrink, 1.2 m Lengths

THIN WALL 2:1 · LOW SMOKE HALOGEN FREE

Sized by heatshrink lay-flat width, not tube diameter, so it slides over the bar and then shrinks down to grip it.

Pick the smallest size with lay-flat ≥ (bar width + thickness) × 1.25

1 Find your bar thickness down the left.

2 Go across to your bar width and read off the size.

3 Add a colour letter to order: **HS25** + **BK** = **HS25BK**.

Thin Wall Heatshrink Reels

full range page 34

Bar thickness ↓ Bar width →	12 mm	19 mm	25 mm	38 mm	51 mm	76 mm	102 mm	125 mm
3.2 mm 1/8"	HS13	HS20	HS25	HS40	HS50	HS76	HS100	HS125
4.8 mm 3/16"	HS16	HS20	HS25	HS40	HS50	HS76	HS100	HS125
6.4 mm 1/4"	HS16	HS25	HS25	HS40	HS50	HS76	HS100	HS125
9.5 mm 3/8"	HS20	HS25	HS40	HS40	HS50	HS76	HS100	HS125
13 mm 1/2"	HS25	HS25	HS40	HS50	HS50	HS76	HS100	HS125

Thin Wall Heatshrink, 1.2 m Lengths

full range page 32

Bar thickness ↓ Bar width →	12 mm	19 mm	25 mm	38 mm	51 mm	76 mm	102 mm	125 mm
3.2 mm 1/8"	HSL13	HSL20	HSL25	HSL38	HSL50	HSL70	–	–
4.8 mm 3/16"	HSL16	HSL20	HSL25	HSL38	HSL50	HSL70	–	–
6.4 mm 1/4"	HSL16	HSL25	HSL25	HSL38	HSL50	HSL70	–	–
9.5 mm 3/8"	HSL20	HSL25	HSL38	HSL38	HSL50	HSL70	–	–
13 mm 1/2"	HSL25	HSL25	HSL38	HSL50	HSL50	–	–	–

– No 1.2 m length suits this bar. Use the reel.

Reel sizes in this chart

REEL	SIZE
HS13	Supplied I.D. 13 mm · Lay flat 20 mm
HS16	Supplied I.D. 16 mm · Lay flat 25 mm
HS20	Supplied I.D. 20 mm · Lay flat 30 mm
HS25	Supplied I.D. 25 mm · Lay flat 40 mm
HS40	Supplied I.D. 40 mm · Lay flat 60 mm
HS50	Supplied I.D. 50 mm · Lay flat 80 mm
HS76	Supplied I.D. 76 mm · Lay flat 125 mm
HS100	Supplied I.D. 100 mm · Lay flat 160 mm
HS125	Supplied I.D. 125 mm · Lay flat 196 mm

1.2 m length sizes in this chart

LENGTH	SIZE
HSL13	Supplied I.D. 13 mm · Lay flat 20 mm
HSL16	Supplied I.D. 16 mm · Lay flat 25 mm
HSL20	Supplied I.D. 20 mm · Lay flat 30 mm
HSL25	Supplied I.D. 25 mm · Lay flat 40 mm
HSL38	Supplied I.D. 38 mm · Lay flat 60 mm
HSL50	Supplied I.D. 50 mm · Lay flat 80 mm
HSL70	Supplied I.D. 70 mm · Lay flat 110 mm

Colour codes

R	Red
W	White
BL	Blue
BK	Black
CL	Clear
GY	Green/Yellow

Colours by size

R W BL BK CL GY: HS13, HS16, HS20, HS25, HS40, HS50, HSL13, HSL16, HSL20, HSL25, HSL38, HSL50

R W BL BK CL: HS76, HS100, HS125, HSL70

Online selector: www.eastcoastelectrical.com.au/switchboard-builders/bus-bar-heatshrink-selector

Bar not listed, or not sure? Call (02) 9723 9101.

Lugs / Heatshrink & sealing / Cable glands

LUG, HEATSHRINK & GLAND SELECTION GUIDE

Copper bellmouth lugs 1.5–630 mm², with the heatshrink, nylon and metal glands we stock to suit

COPPER BELLMOUTH LUGS		THIN WALL HEATSHRINK		ADHESIVE-LINED, BLACK, 1.2 M		CABLE GLANDS		
CABLE copper, mm²	BELLMOUTH LUG code · stud sizes	REEL code + colour	1.2 M LENGTH code + colour	DUAL WALL	MEDIUM WALL	NYLON thread · cable range	METAL same thread · cable range	
1.5 mm²	**CL1.5-**4 · 5 · 6 · 8	**HS3**• 3 → 1.5 mm	**HSL3**• 3 → 1.5 mm	**DWL8** 8 → 2.6 mm	–	**NG12** M12 · 4–6 mm	**MG12** 3–6 mm	**MGP12** 4–8 mm
2.5 mm²	**CL2.5-**4 · 5 · 6 · 8	**HS3**• 3 → 1.5 mm	**HSL3**• 3 → 1.5 mm	**DWL8** 8 → 2.6 mm	–	**NG12** M12 · 4–6 mm	**MG12** 3–6 mm	**MGP12** 4–8 mm
4 mm²	**CL4-**5 · 6 · 8 · 10	**HS7**• 7 → 3.5 mm	**HSL7**• 7 → 3.5 mm	**DWL8** 8 → 2.6 mm	–	**NG12** M12 · 4–6 mm	**MG12** 3–6 mm	**MGP12** 4–8 mm
6 mm²	**CL6-**5 · 6 · 8 · 10	**HS7**• 7 → 3.5 mm	**HSL7**• 7 → 3.5 mm	**DWL8** 8 → 2.6 mm	–	**NG12** M12 · 4–6 mm	**MG12** 3–6 mm	**MGP12** 4–8 mm
10 mm²	**CL10-**6 · 8 · 10 · 12	**HS10**• 10 → 5 mm	**HSL10**• 10 → 5 mm	**DWL12** 12.7 → 4 mm	–	**NG16** M16 · 5–10 mm	**MG16** 5–10 mm	**MGP16** 5–10 mm
16 mm²	**CL16-**6 · 8 · 10 · 12	**HS13**• 13 → 6.5 mm	**HSL13**• 13 → 6.5 mm	**DWL12** 12.7 → 4 mm	–	**NG20** M20 · 10–14 mm	**MG20** 8–13 mm	**MGP20** 10–14 mm
25 mm²	**CL25-**6 · 8 · 10 · 12	**HS13**• 13 → 6.5 mm	**HSL13**• 13 → 6.5 mm	**DWL19** 19 → 6 mm	**MWL22** 22 → 6 mm	**NG20** M20 · 10–14 mm	**MG20** 8–13 mm	**MGP20** 10–14 mm
35 mm²	**CL35-**6 · 8 · 10 · 12	**HS20**• 20 → 10 mm	**HSL20**• 20 → 10 mm	**DWL24** 24 → 8 mm	**MWL22** 22 → 6 mm	**NG25** M25 · 13–18 mm	**MG25** 11–17 mm	**MGP25** 13–18 mm
50 mm²	**CL50-**8 · 10 · 12	**HS20**• 20 → 10 mm	**HSL20**• 20 → 10 mm	**DWL24** 24 → 8 mm	**MWL30** 30 → 8 mm	**NG25** M25 · 13–18 mm	**MG25** 11–17 mm	**MGP25** 13–18 mm
70 mm²	**CL70-**8 · 10 · 12	**HS25**• 25 → 12.5 mm	**HSL25**• 25 → 12.5 mm	**DWL24** 24 → 8 mm	**MWL30** 30 → 8 mm	**NG25** M25 · 13–18 mm	**MG25** 11–17 mm	**MGP25** 13–18 mm
95 mm²	**CL95-**8 · 10 · 12	**HS25**• 25 → 12.5 mm	**HSL25**• 25 → 12.5 mm	**DWL24** 24 → 8 mm	**MWL33** 33 → 10 mm	**NG32** M32 · 18–25 mm	**MG32** 15–21 mm	**MGP32** 18–25 mm
120 mm²	**CL120-**10 · 12	**HS40**• 40 → 19 mm	**HSL38**• 38 → 19 mm	**DWL40** 40 → 13 mm	**MWL40** 40 → 12 mm	**NG32** M32 · 18–25 mm	**MG32** 15–21 mm	**MGP32** 18–25 mm
150 mm²	**CL150-**10 · 12	**HS40**• 40 → 19 mm	**HSL38**• 38 → 19 mm	**DWL40** 40 → 13 mm	**MWL40** 40 → 12 mm	**NG32** M32 · 18–25 mm	**MG32** 15–21 mm	**MGP32** 18–25 mm
185 mm²	**CL185-**10 · 12	**HS40**• 40 → 19 mm	**HSL38**• 38 → 19 mm	**DWL40** 40 → 13 mm	**MWL40** 40 → 12 mm	**NG40** M40 · 22–32 mm	**MG40** 19–28 mm	**MGP40** 25–32 mm
240 mm²	**CL240-**10 · 12 · 16	**HS40**• 40 → 19 mm	**HSL38**• 38 → 19 mm	**DWL40** 40 → 13 mm	**MWL40** 40 → 12 mm	**NG40** M40 · 22–32 mm	**MG40** 19–28 mm	**MGP40** 25–32 mm
300 mm²	**CL300-**12 · 16	**HS50**• 50 → 25 mm	**HSL50**• 50 → 25 mm	–	**MWL75** 75 → 22 mm	**NG50** M50 · 30–38 mm	**MG50** 26–35 mm	**MGP50** 32–42 mm
400 mm²	**CL400-**12 · 16	**HS50**• 50 → 25 mm	**HSL50**• 50 → 25 mm	–	**MWL75** 75 → 22 mm	**NG50** M50 · 30–38 mm	**MG50** 26–35 mm	**MGP50** 32–42 mm
500 mm²	**CL500-**12 · 16	**HS50**• 50 → 25 mm	**HSL50**• 50 → 25 mm	–	**MWL75** 75 → 22 mm	**NG63S** M63 · 40–46 mm **NG63** M63 · 44–52 mm	**MG63** 37–44 mm	**MGP63** 35–45 mm **MGP63L** 45–52 mm
630 mm²	**CL630-**12 · 16	**HS76**• 76 → 35 mm no GY	**HSL70**• 70 → 35 mm no GY	–	**MWL75** 75 → 22 mm	**NG63S** M63 · 40–46 mm **NG63** M63 · 44–52 mm	**MG63** 37–44 mm	**MGP63** 35–45 mm **MGP63L** 45–52 mm

HOW TO USE THIS GUIDE

1. Find the copper cable size in the left-hand column, then pick the lug with the stud size you need.
2. Choose the sleeving: thin wall to colour-code or insulate, dual wall or medium wall (adhesive-lined) where you want a sealed finish over the barrel.
3. Check the cable's overall diameter against the gland's cable range before ordering. Cable OD varies with insulation type, core count and maker.

READING THE CODES

CL95- 8 · 10 · 12 means CL95-8, CL95-10 and CL95-12; the last number is the stud size.

HS25• add a colour: **R** red, **W** white, **BL** blue, **BK** black, **CL** clear, **GY** green/yellow.

8 → 2.6 mm supplied inside diameter → fully recovered inside diameter.

MG standard metal gland; **MGP** premium metal gland, supplied with a locknut.

– no stocked match for that size. Ask us for options.

GOOD TO KNOW

- Sizes are a guide for typical copper cable. Check the cable diameter and lug barrel before choosing sleeving or a gland. Slide heatshrink on before crimping.
- Where a size lists more than one gland, pick the one whose cable range covers your cable.

NEED A HAND?

- Call the counter on (02) 9723 9101 or email sales@eastcoastelectrical.com.au with your cable size and type.
- Install to the relevant Australian Standards and the maker's instructions.

Guide only. Product ranges and sizes may change without notice; check suitability before use. Printed copies are uncontrolled.

EAST COAST

Electrical Supplies · The Tradesman's Choice

PHONE

(02) 9723 9101

EMAIL

sales@eastcoastelectrical.com.au

ONLINE

www.eastcoastelectrical.com.au

TRADE COUNTER

Unit 7/19 Miowera Road
Villawood NSW 2163

Trade counter pickup at our Sydney warehouse during trading hours.

TRADING HOURS

Monday to Friday 6:30am–5:00pm
Saturday 6:30am–2:00pm
Sunday closed

Order in-stock items by 4pm on a business day for same-day dispatch.

No prices are printed in this catalogue. For trade pricing, call or email us, send a quote request at www.eastcoastelectrical.com.au/quote, or request a trade account at www.eastcoastelectrical.com.au/request-trade-account.

East Coast Electrical Supplies Pty Ltd · ABN 42 613 363 107 · Edition 1. Product range as listed on our website at the time of printing; check www.eastcoastelectrical.com.au for the latest range.